



First Look Report 2022 - 2023

DECEMBER 2022

Report Summary

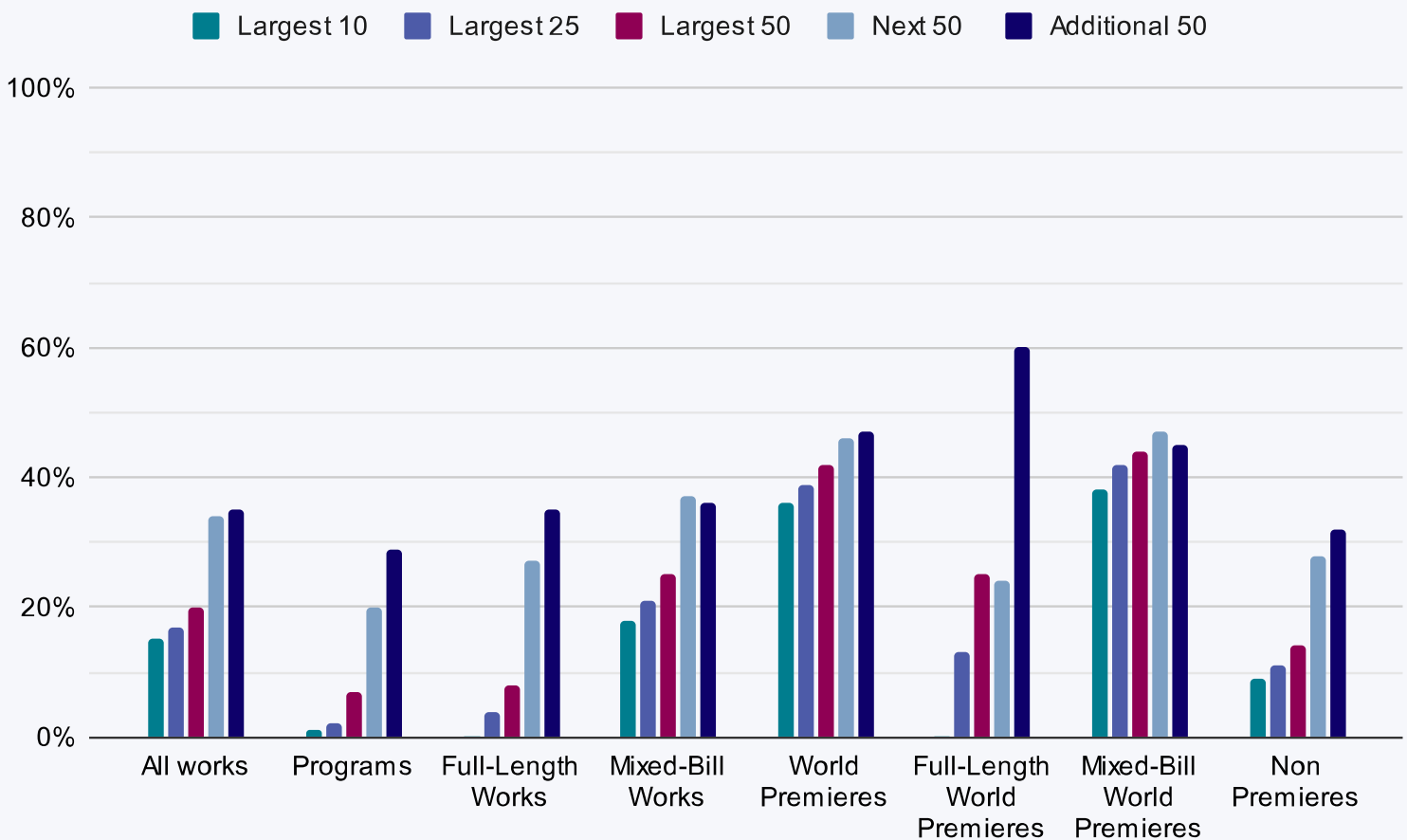
This report is the Dance Data Project® (DDP)'s second full *First Look* report examining the gender distribution of choreographers for the **Largest 150** U.S. ballet and classically influenced companies in the current 2022-2023 season. Previously, the *First Look* report has been included as part of DDP's Season Overview report. However, as DDP continues to expand our research from examining the **Largest 50** companies to the **Largest 150** companies, a second report was needed.

Overall, DDP found that the **Largest 150** companies are continuing to program more works choreographed by men, which is consistent with the past four seasons. It is particularly concerning that there has been a decrease in the number of female-choreographed work compared to previous years. In the current season 2022/2023 season, 27% of all works are choreographed by women. This is a discouraging finding, as 29% of works were choreographed by women in the 2021/2022 season by the **Largest 150**. Upon further analysis, 21% of full-length works and 30% of mixed-bill works are choreographed by women. The **Next 50** programmed the highest percentage of female-choreographed mixed-bill works (37%), and mixed-bill world premieres (47%), while the **Additional 50** programmed the highest percentage of works (30%), programs (29%), full-length works (35%), world premieres (47%), full-length world premieres (60%), and non-premiere works (32%) by women. The **Largest 50** continues to program the least percentage of work by women.

1. Of 1075 announced works for the 2022/2023 season amongst the **Largest 150** U.S. ballet and classically influenced companies, 27% are choreographed by women, which is a further reduction compared to the 2021-2022 season (29% choreographed by women).
2. Amongst the **Largest 150** companies, only 21% of full-length works are choreographed by women. The **Largest 10** did not program any full-length works by women - all are choreographed by men. Only 4% of full-length works are by women in the **Largest 25**.
3. 44% of world premieres were choreographed by women within the **Largest 150**. The **Additional 50** commissioned the highest percentage of world premieres by women (47%), while the **Largest 10** commissioned the least (36%).
4. Within the **Largest 25** companies, there is only one women-choreographed full-length world premiere. For the 2022-2023 season, the **Largest 10** companies did not announce any full-length world premieres by women.
5. Only 20% of non-premieres are choreographed by women by the **Largest 150**. This highlights the lack of persistent effort by companies to continue programming women-choreographed work into future seasons.
 - Within the **Largest 10**, 9% of non-premiere works are women choreographed. This trend continues into the **Largest 25** and **50**, who programmed 11% and 14% respectively. In other words, the larger and better resourced the company, the less budget and resources are devoted to women.

Percentage of Female-Choreographed Work in the 2022-2023 season by subgroup

The graph below shows the percentage of women-choreographed works by each subgroup. Here, it is evident that the smaller companies with fewer financial resources are choosing to program more women in the current season.



Introduction

As the dance sector further advances back to live performance following the challenges from the COVID-19 pandemic and its effects on the previous seasons, this report analyzes the current 2022-2023 season. It is clear that the pandemic has had devastating effects on the performing arts, as nationally, in-person attendance was down 69% during the 2021 season compared to 2019 ([News for North Texas](#)). While attendance is projected to improve, it will take time to reach pre-pandemic numbers again.

[Zannie Voss](#), professor of arts management and entrepreneurship at Southern Methodist University, has expressed concern that small to medium-sized arts groups are at risk of being shut down due to less financial stability. If smaller companies were to shut down, Voss cautions, *"I think you would see the experimentation go away. Organizations, whether they're dance or theater, they would go with the tried and true. They wouldn't be willing to take a risk on younger artists. They would go with what they knew could sell tickets."* Programming audience favorites and well known work represents a "rush to safety" strategy to attract historical audiences to theaters. The downside? - fewer opportunities for the commissioning of new works/voices. The ballet sector has heavily relied on male choreographers, meaning there is a far larger body of male-choreographed work in companies' repertoires compared to women. Additionally, few of the 'classics' (ie. *The Nutcracker*, *Sleeping Beauty*, *Swan Lake*) have been choreographed by women. If companies choose to take this route, it is evident that they lack the effort to fully commit to their female choreographers.

This report is broken into the following sections:

- I. 2022-2023 Season Programming
- II. Year-Over-Year Comparison
- III. Choreographer Analysis
- IV. Methods, Limitations, and Notes

Section I: 2022-2023 Season Programming

The following section describes current season programming by category and by choreographer gender. This includes men, women, and other/mixed gender. The other/mixed gender category includes gender expansive artists and teams of co-choreographers of differing genders. Works that were choreographed by co-choreographers of the same gender were recorded as that respective gender. The unknown gender category included programs where DDP was unable to determine the choreographer or their gender.

DDP was unable to source current season programming information from all 150 companies, and therefore, only 132 companies were analyzed. Programs that have yet to be announced or that DDP was unable to find programming information were excluded from analysis. A full list of these unannounced programs can be found in **Section IV**. Additionally, many companies did not include choreographer credits for full-length works (ie. *The Nutcracker*, *Coppelia*, *Sleeping Beauty*), thus contributing to high percentages of ‘unknowns’ in some categories. **Please note that in combination, these factors may skew results and lead to under or overestimation of the gender distribution categories.**

Further definitions and details regarding companies and works that were excluded from analysis can be found in Section VI.

DDP has divided companies into the following categories based on company expenditures from fiscal year 2020: The **Largest 50**, The **Next 50**, and The **Additional 50**. The **Largest 10** and **Largest 25** were also analyzed and are subgroups of the **Largest 50**.

All Works

DDP recorded a total 1075 of works announced by the **Largest 150** ballet & classically influenced companies for the current 2022-2023 season. "Works" are defined as individual pieces of choreography presented either alone or alongside other works. Works presented more than once are counted more than once¹. Of the 1075 works recorded:

27% are choreographed by women
59% are choreographed by men
3% are choreographed by other/mixed gender
11% are choreographed by choreographers whose gender is unknown

There are 218 works programmed by the **Largest 10**:

15% are choreographed by women
85% are choreographed by men

There are 367 works programmed by the **Largest 25**:

17% are choreographed by women
80% are choreographed by men
1% are choreographed by other/mixed gender
2% are choreographed by choreographers whose gender is unknown

There are 553 works programmed by the **Largest 50**:

20% are choreographed by women
76% are choreographed by men
2% are choreographed by other/mixed gender
2% are choreographed by choreographers whose gender is unknown

There are 332 works programmed by the **Next 50**:

34% are choreographed by women
44% are choreographed by men
3% are choreographed by other/mixed gender
19% are choreographed by choreographers whose gender unknown²

There are 189 works programmed by the **Additional 50**:

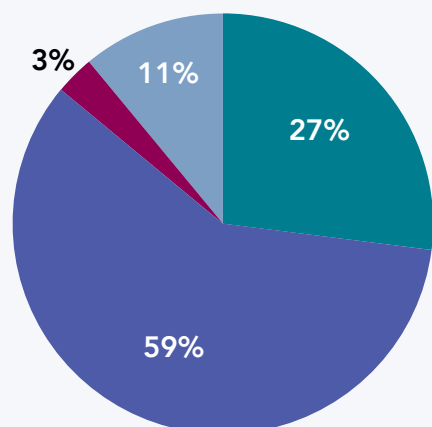
35% are choreographed by women
35% are choreographed by men
7% are choreographed by other/mixed gender
23% are choreographed by choreographers whose gender is unknown²

¹ There is tremendous economic power that comes with having work performed multiple times, by either the same or different company. For example, a choreographer who has their version of the *Nutcracker* performed each season will receive financial compensation from rights and royalties from each performance.

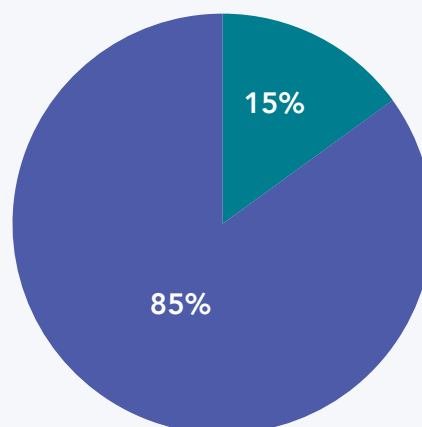
² Despite DDP's extensive efforts to source all relevant programming information, not all choreographer information was found, therefore contributing to high percentages of unknowns.

Works 2021-2022 Season Gender Distribution of Choreographers

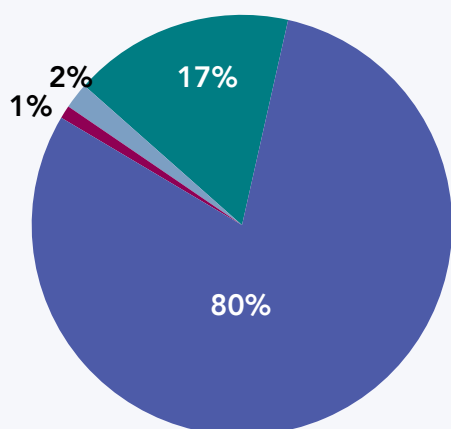
Largest 150 - All Works



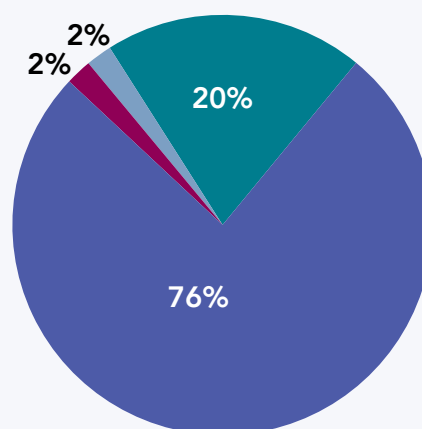
Largest 10 - Works



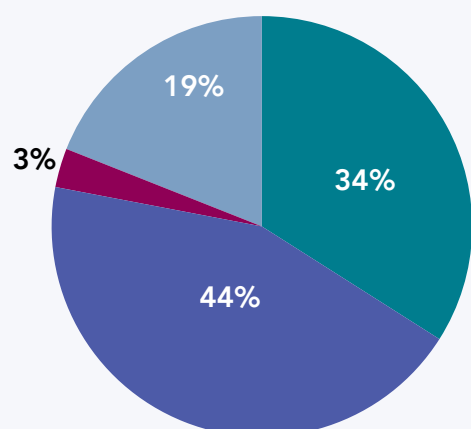
Largest 25 - Works



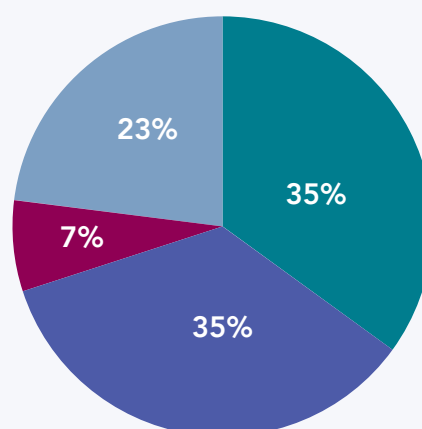
Largest 50 - Works



Next 50 - Works



Additional 50 - Works



Programs

A total of 561 programs were recorded for the 2022-2023 season. "Programs" are defined as complete performances or presentations, and can include a single work (a full-length work) or multiple works (mixed-bill works). If all works in a program were choreographed by the same gender, the program was recorded as that gender. Programs that presented works by choreographers of varying genders were categorized as "other/mixed gender." Programs where DDP was unable to determine all choreographer genders were classified as "unknown".³

- 16% include works choreographed by only women
- 43% include works choreographed by only men
- 23% include works choreographed by other/mixed gender
- 18% include works choreographed by choreographers whose gender is unknown

The **Largest 10** are presenting 86 programs:

- 1% include works choreographed by only women
- 71% include works choreographed by only men
- 27% include works choreographed by other/mixed gender
- 1% include works choreographed by choreographers whose gender is unknown

The **Largest 25** are presenting 163 programs:

- 2% include works choreographed by only women
- 66% include works choreographed by only men
- 28% include works choreographed by other/mixed gender
- 4% include works choreographed by choreographers whose gender is unknown

The **Largest 50** are presenting 267 programs:

- 7% include works choreographed by only women
- 60% include works choreographed by only men
- 28% include works choreographed by other/mixed gender
- 5% include works choreographed by choreographers whose gender is unknown

The **Next 50** are presenting 176 programs:

- 20% include works choreographed by women
- 27% include works choreographed by men
- 23% include works choreographed by other/mixed gender
- 30% include works choreographed by choreographers whose gender is unknown

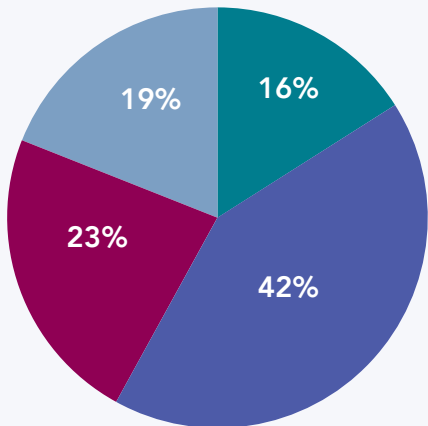
The **Additional 50** are presenting 118 programs:

- 29% include works choreographed by only women
- 25% include works choreographed by only men
- 14% include works choreographed by other/mixed gender
- 32% include works choreographed by choreographers whose gender is unknown

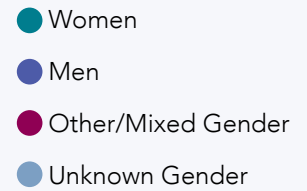
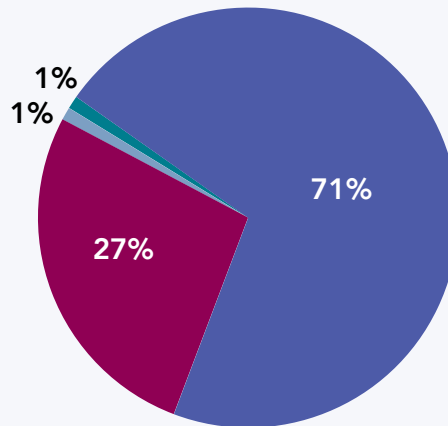
³ Mixed-bill programs that included works by male, female, and unknown gender choreographers were classified as "Other/Mixed gender"

Programs 2022-2023 Season Gender Distribution of Choreographers

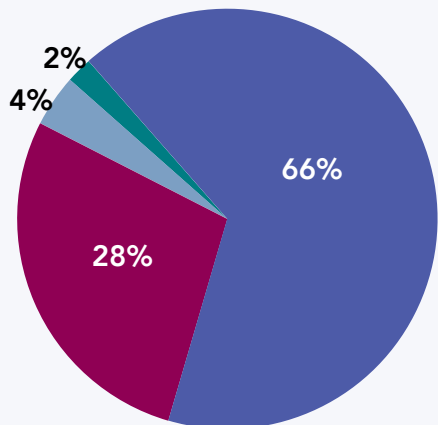
Largest 150 - Programs



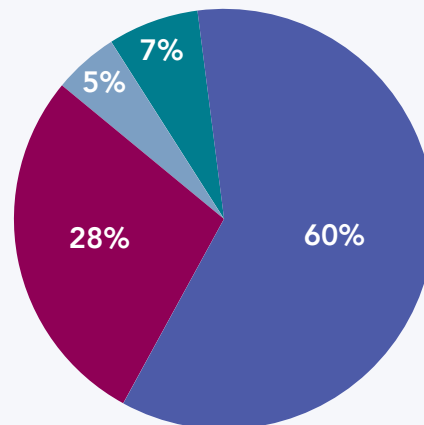
Largest 10 - Programs



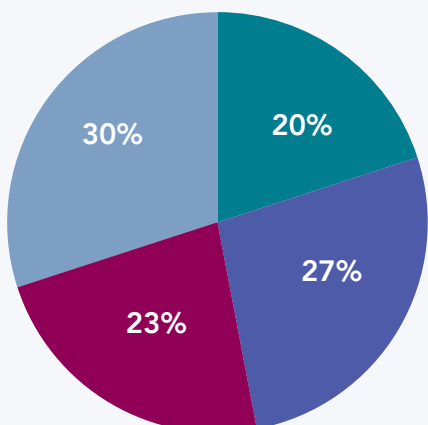
Largest 25 - Programs



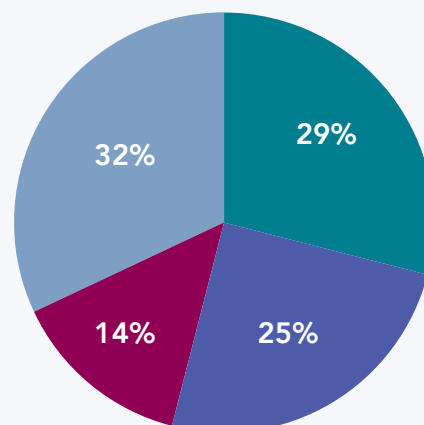
Largest 50 - Programs



Next 50 - Programs



Additional 50 - Programs



Full-Length Works

DDP recorded 328 full-length works. "Full-length" works are works that will be presented alone and comprise a full program. Full-length works were chosen to be presented by themselves and are generally 45 minutes or longer, however, there is no standard time length required of a full-length work. Of note, many companies did not credit choreographers of 'classic' full-length works such as *The Nutcracker*, thus contributing to higher percentages in the "unknown gender" categories.

21% are choreographed by women
50% are choreographed by men
6% are choreographed by other/mixed gender
23% are choreographed by choreographers whose gender is unknown

There are 34 full-length works for the 2022-2023 season programmed by the **Largest 10**:

100% are choreographed by men

There are 82 full-length works programmed by the **Largest 25**:

4% are choreographed by women
86% are choreographed by men
5% are choreographed by other/mixed gender
5% are choreographed by choreographers whose gender is unknown

There are 140 full-length works programmed by the **Largest 50**:

8% are choreographed by women
80% are choreographed by men
8% are choreographed by other/mixed gender
4% are created by choreographers whose gender is unknown

There are 106 full-length works programmed by the **Next 50**:

27% are choreographed by women
30% are choreographed by men
7% are choreographed by other/mixed gender
36% are choreographed by choreographers whose gender is unknown

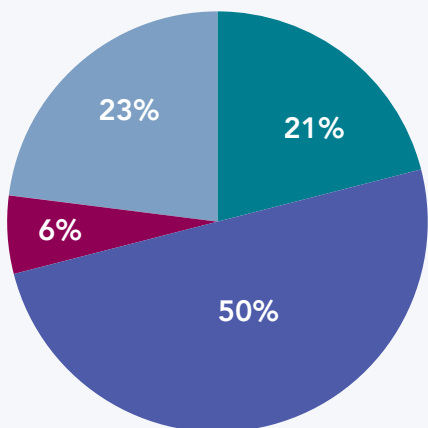
There are 82 full-length works programmed by the **Additional 50**:

35% are choreographed by women
26% are choreographed by men
4% are choreographed by other/mixed gender
35% are choreographed by choreographers whose gender is unknown⁴

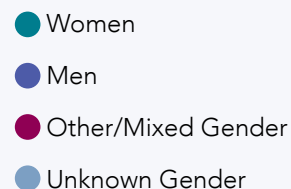
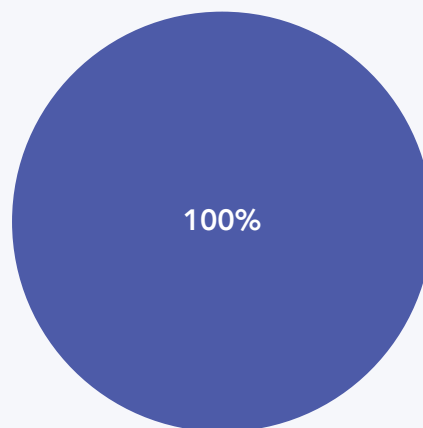
⁴ Despite DDP's extensive efforts to source all relevant programming information, not all choreographer information was found, therefore contributing to high percentages of unknowns. With a higher response rate from companies, accuracy will improve.

Full-Length Works 2022-2023 Season Gender Distribution of Choreographers

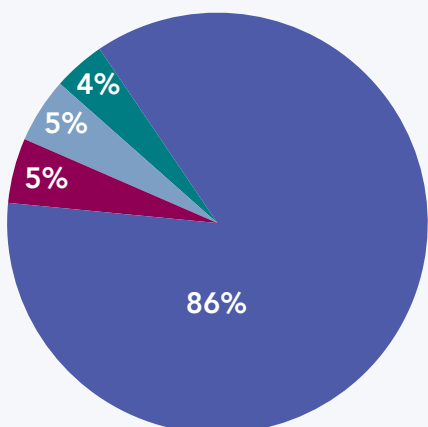
Largest 150 - Full-Length Works



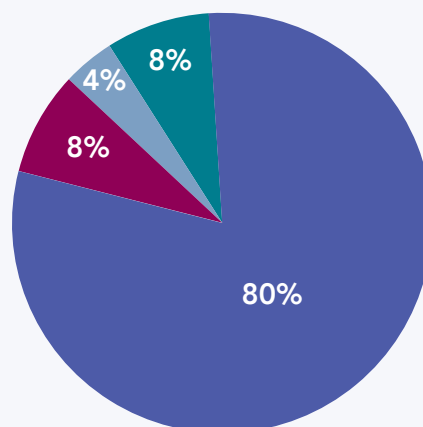
Largest 10 - Full-Length Works



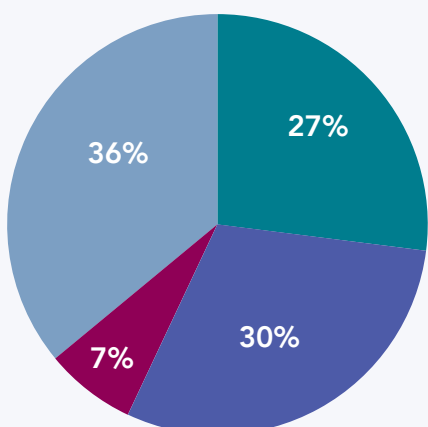
Largest 25 - Full-Length Works



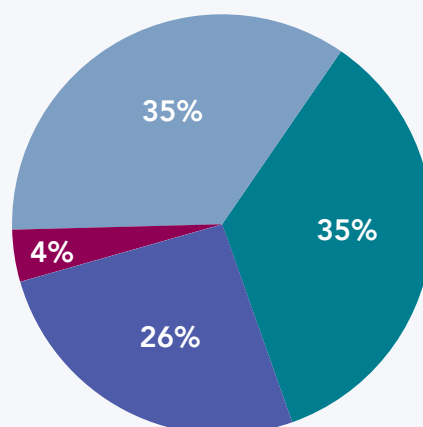
Largest 50 - Full-Length Works



Next 50 - Full-Length Works



Additional 50 - Full-Length Works



Mixed-Bill Works

750 mixed bill works were recorded. Mixed bill works are described as works that were presented alongside other works, comprising a full program.

30% are choreographed by women
62% are choreographed by men
2% are choreographed by other/mixed gender
6% are choreographed by choreographers whose gender is unknown

183 mixed-bill works by the **Largest 10** were recorded:

18% are choreographed by women
82% are choreographed by men

288 mixed-bill works by the **Largest 25** were recorded:

21% are choreographed by women
78% are choreographed by men
1% are choreographed by choreographers whose gender is unknown

420 mixed-bill works by the **Largest 50** were recorded:

25% are choreographed by women
73% are choreographed by men
1% are choreographed by other/mixed gender
1% are choreographed by choreographers whose gender is unknown

223 mixed-bill works by the **Next 50** were recorded:

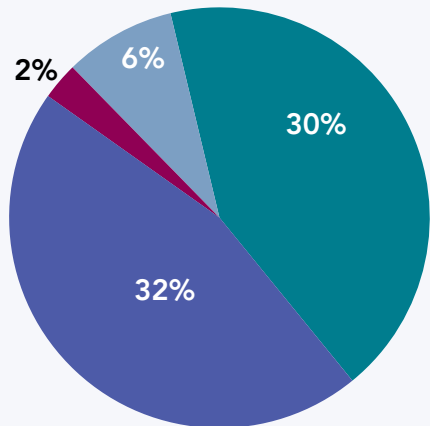
37% are choreographed by women
51% are choreographed by men
1% are choreographed by other/mixed gender
11% are choreographed by choreographers whose gender is unknown

107 mixed-bill works by the **Additional 50** were recorded:

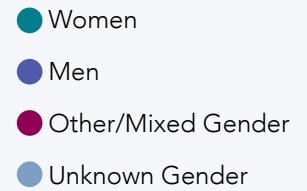
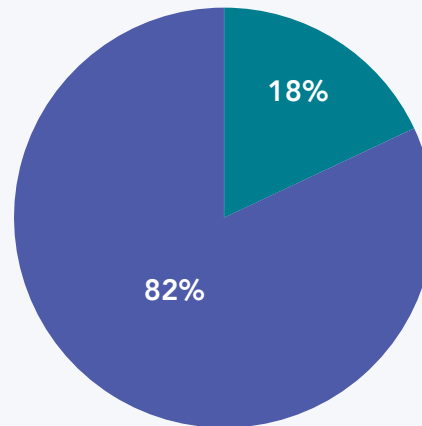
36% are choreographed by women
43% are choreographed by men
9% are choreographed by other/mixed gender
12% are choreographed by choreographers whose gender is unknown

Mixed-Bill Works 2022-2023 Season Gender Distribution of Choreographers

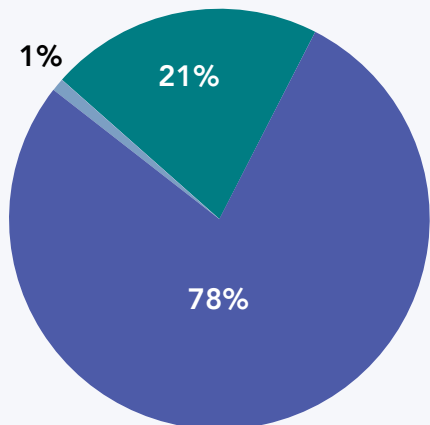
Largest 150 - Mixed-Bill Works



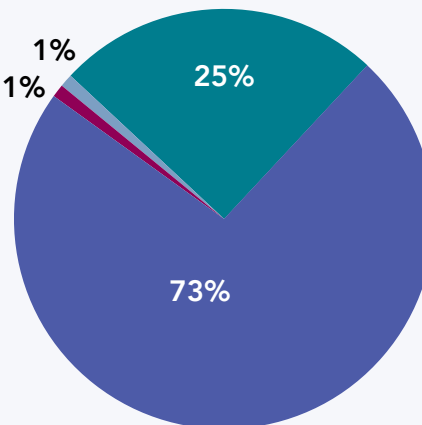
Largest 10 - Mixed-Bill Works



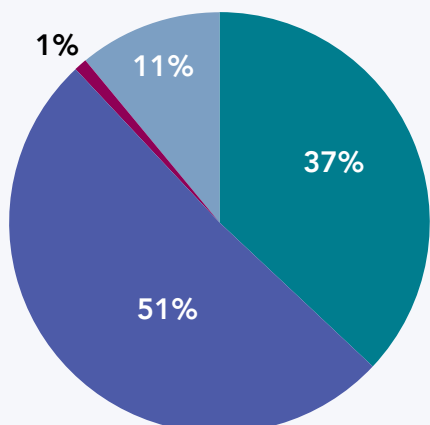
Largest 25 - Mixed-Bill Works



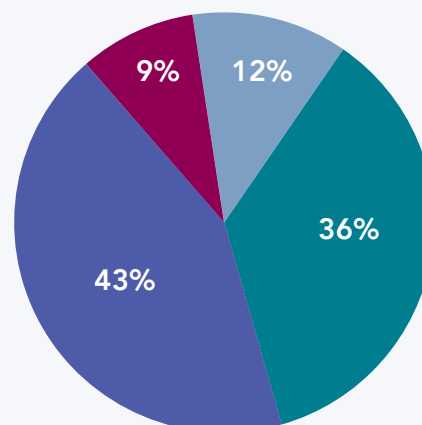
Largest 50 - Mixed-Bill Works



Next 50 - Mixed-Bill Works



Additional 50 - Mixed-Bill Works



World Premieres

DDP recorded 299 world premiere works. World premieres include works that will be presented for the first time this season. Works that DDP was unable to determine as world premiere or non-premiere were excluded from analysis. If a premiere was presented more than once by a company within the same season, it was counted each time as a premiere where applicable.

44% are choreographed by women
51% are choreographed by men
2% are choreographed by other/mixed gender
2% are choreographed by choreographers whose gender is unknown

The **Largest 10** have announced 50 world premiere works:

36% are choreographed by women
64% are choreographed by men

The **Largest 25** have announced 85 world premiere works:

39% are choreographed by women
60% are choreographed by men
1% are choreographed by other/mixed gender

The **Largest 50** have announced 148 world premiere works:

42% are choreographed by women
56% are choreographed by men
2% are choreographed by other/mixed gender

The **Next 50** have announced 113 world premiere works:

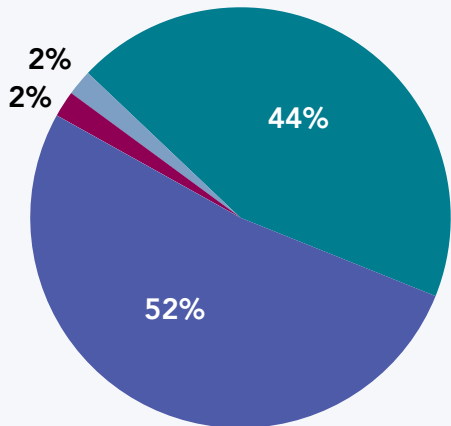
46% are choreographed by women
46% are choreographed by men
3% are choreographed by other/mixed gender
5% are choreographed by choreographers whose gender is unknown

The **Additional 50** have announced 38 world premiere works:

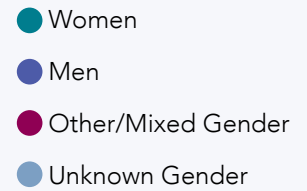
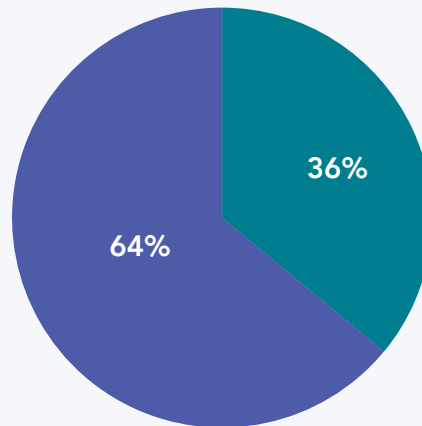
47% are choreographed by women
47% are choreographed by men
3% are choreographed by other/mixed gender
3% are choreographed by choreographers whose gender is unknown

World Premieres 2022-2023 Season Gender Distribution of Choreographers

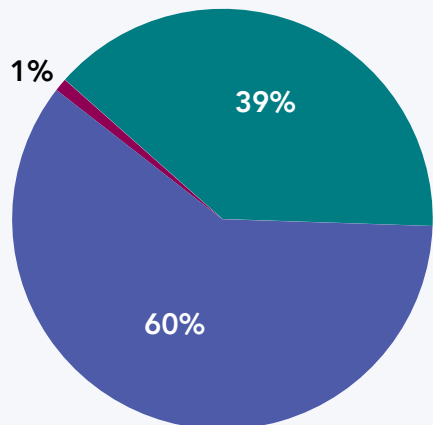
Largest 150 - Premieres



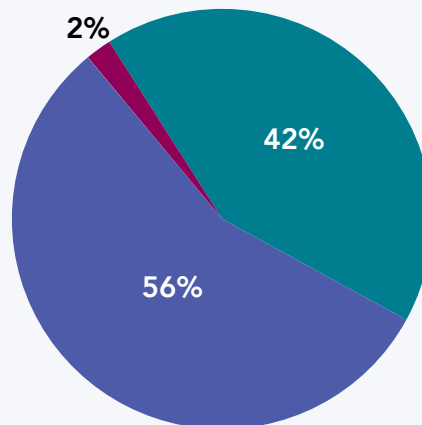
Largest 10 - Premieres



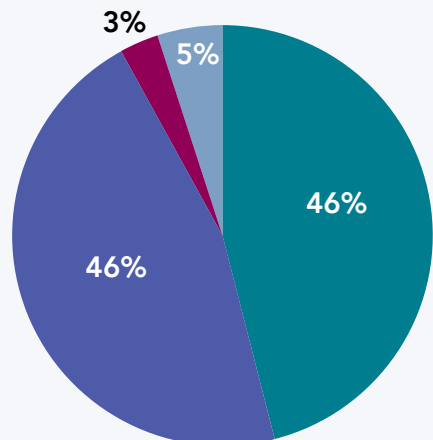
Largest 25 - Premieres



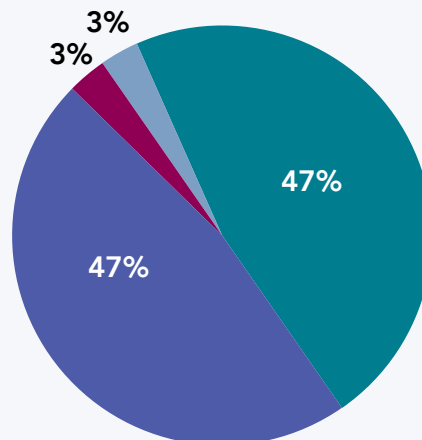
Largest 50 - Premieres



Next 50 - Premieres



Additional 50 - Premieres



Full-Length World Premieres

DDP analyzed the gender distribution of world premieres by type of work to determine the number of new mixed-bill and full-length works commissioned in the 2022-2023 season. Full-length world premieres are rare in comparison to mixed-bill premieres, as they require a large investment of company resources, including time and money (ie. dancers, costumes, sets, music, etc.). A list of all full-length world premieres for the current season can be found [HERE](#).

The **Largest 150** companies are presenting 59 full-length world premieres:

27% are choreographed by women
39% are choreographed by men
31% are choreographed by other/mixed gender
3% are choreographed by choreographers whose gender is unknown

2 full-length premieres will be presented by the **Largest 10**:

100% are choreographed by men⁵

8 full-length premieres will be presented by the **Largest 25**:

13% are choreographed by women
75% are choreographed by men
12% are choreographed by other/mixed gender

20 full-length premieres will be presented by the **Largest 50**:

25% are choreographed by women
65% are choreographed by men
10% are choreographed by other/mixed gender

34 full-length premieres will be presented by the **Next 50**:

24% are choreographed by women
24% are choreographed by men
47% are choreographed by other/mixed gender
5% are choreographed by choreographers whose gender is unknown

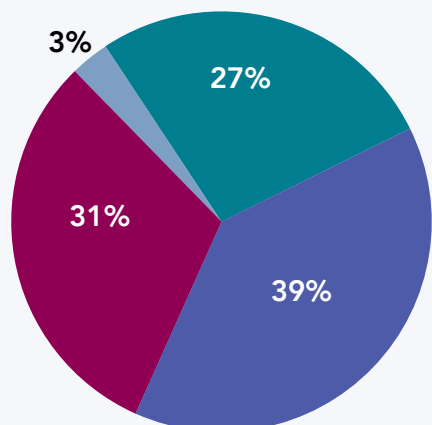
5 full-length premieres will be presented by the **Additional 50**:

60% are choreographed by women
40% are choreographed by men

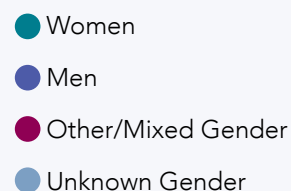
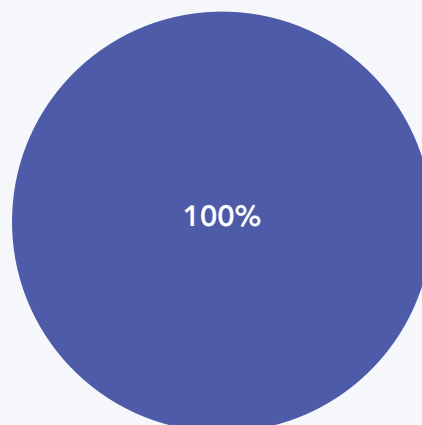
5 Justin Peck's new work for New York City Ballet will be performed in January and May of 2023. It is counted twice as DDP uses the following definition when counting world premieres: "If a premiere was presented more than once by a company within the same season, it was counted each time as a premiere where applicable."

Full-Length World Premieres 2022-2023 Season Gender Distribution of Choreographers

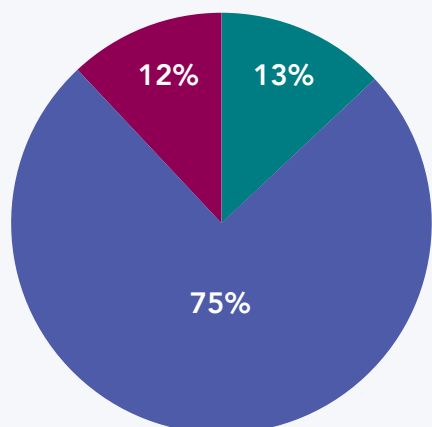
Largest 150 - All Works



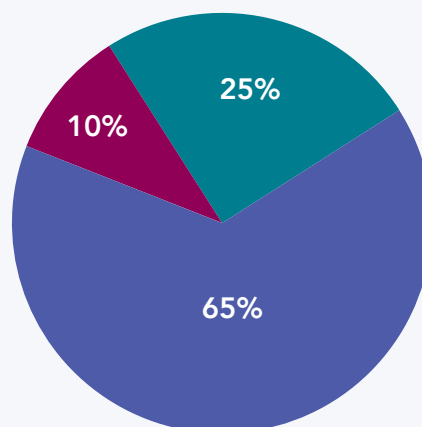
Largest 10 - Works



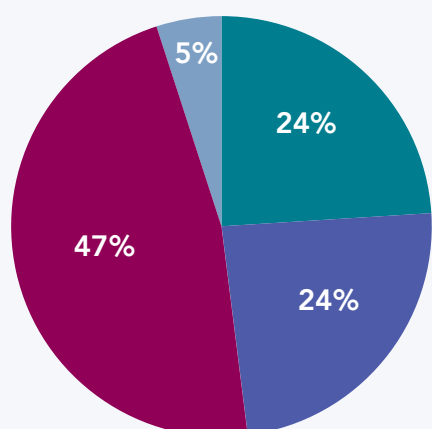
Largest 25 - Works



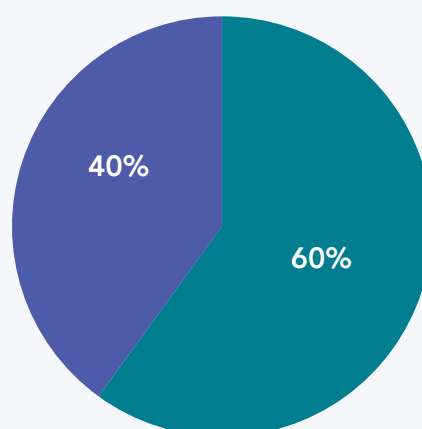
Largest 50 - Works



Next 50 - Works



Additional 50 - Works



Mixed-Bill World Premieres

DDP recorded 255 mixed-world premieres programmed by the **Largest 150** companies.

45% are choreographed by women
51% are choreographed by men
1% are choreographed by other/mixed gender
2% are choreographed by choreographers whose gender is unknown

48 mixed-bill world premieres are programmed by the **Largest 10**:

38% are choreographed by women
62% are choreographed by men

77 mixed-bill world premieres are programmed by the **Largest 25**:

42% are choreographed by women
58% are choreographed by men
1% are choreographed by choreographers whose gender is unknown

DDP recorded 128 mixed-bill world premieres that are programmed by the **Largest 50**:

44% are choreographed by women
55% are choreographed by men
1% are choreographed by other/mixed gender

94 mixed-bill world premieres are programmed by the **Next 50**:

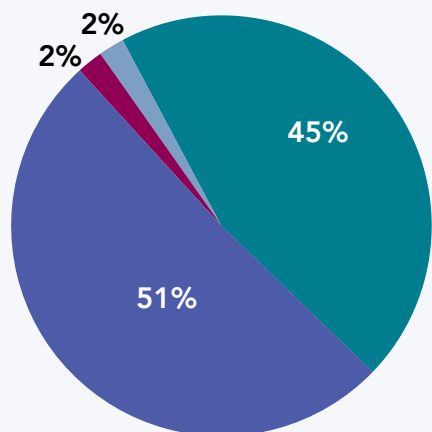
47% are choreographed by women
47% are choreographed by men
2% are choreographed by other/mixed gender
4% are choreographed by choreographers whose gender is unknown

33 mixed-bill world premieres are programmed by the **Additional 50**:

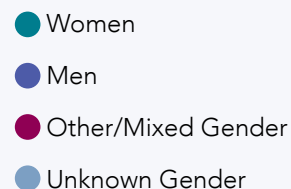
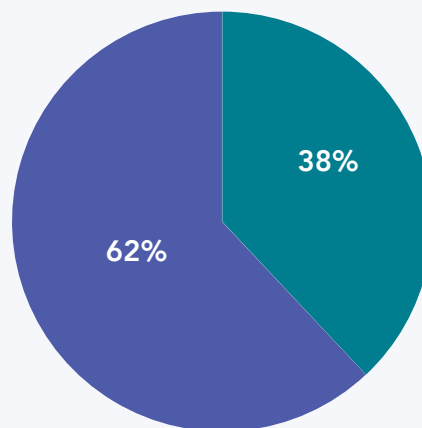
45% are choreographed by women
49% are choreographed by men
3% are choreographed by other/mixed gender
3% are choreographed by choreographers whose gender is unknown

Mixed-Bill Premieres 2022-2023 Season Gender Distribution of Choreographers

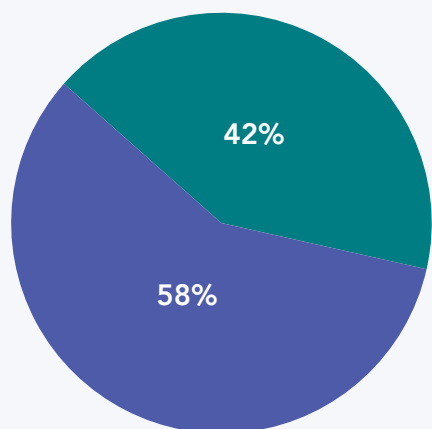
Largest 150 - Mixed-Bill Premieres



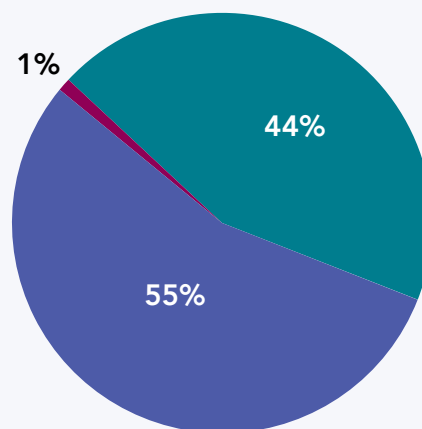
Largest 10 - Mixed-Bill Premieres



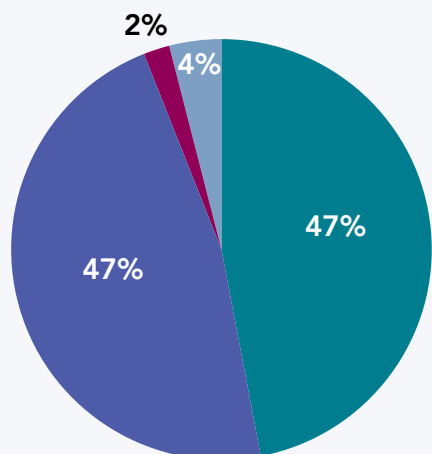
Largest 25 - Mixed-Bill Premieres



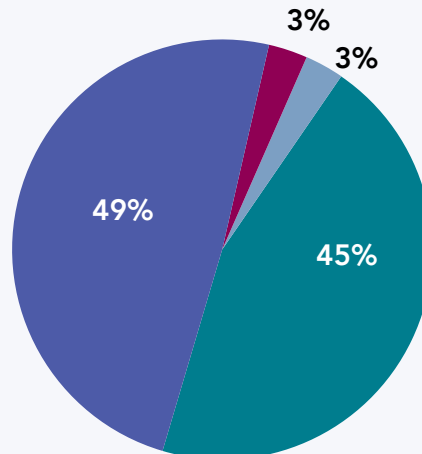
Largest 50 - Mixed-Bill Premieres



Next 50 - Mixed-Bill Premieres



Additional 50 - Mixed-Bill Premieres



Non-Premieres

663 works are not world premieres and have been presented in previous seasons, by either the same or different company. A work that is making its US Premiere this season has been included as a non-premiere, as the work has been performed by another company previously (e.g., ABT's *Water For Chocolate*).

20% are choreographed by women
68% are choreographed by men
4% are choreographed by other/mixed gender
8% are choreographed by choreographers whose gender is unknown

The **Largest 10** are presenting 168 non-premiere works:

9% are choreographed by women
91% are choreographed by men

The **Largest 25** are presenting 280 non-premiere works:

11% are choreographed by women
87% are choreographed by men
1% are choreographed by other/mixed gender
1% are choreographed by choreographers whose gender is unknown

The **Largest 50** are presenting 399 non-premiere works:

14% are choreographed by women
83% are choreographed by men
2% are choreographed by other/mixed gender
1% are choreographed by choreographers whose gender is unknown

The **Next 50** are presenting 143 non-premiere works:

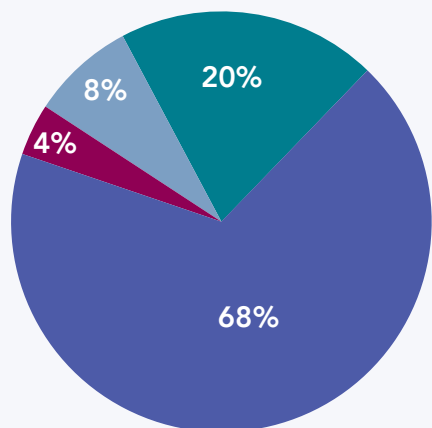
28% are choreographed by women
57% are choreographed by men
4% are choreographed by other/mixed gender
11% are choreographed by choreographers whose gender is unknown

The **Additional 50** are presenting 121 non-premiere works:

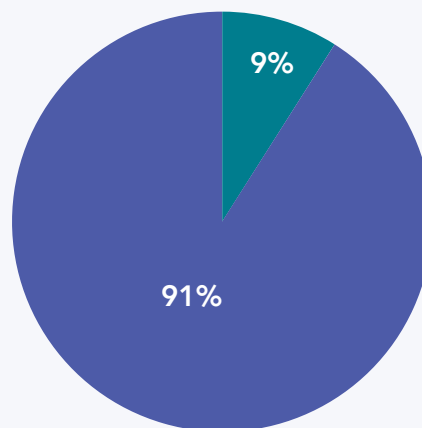
32% are choreographed by women
35% are choreographed by men
9% are choreographed by other/mixed gender
24% are choreographed by choreographers whose gender is unknown

Non-Premieres 2022-2023 Season Gender Distribution of Choreographers

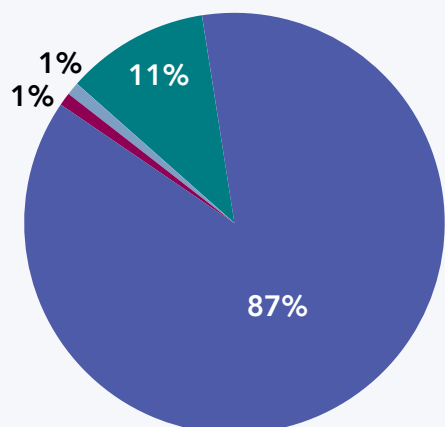
Largest 150 - Non-Premiere Works



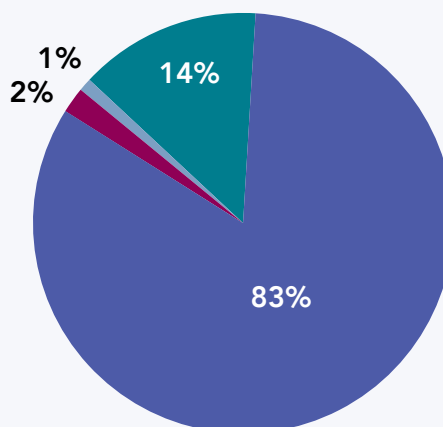
Largest 10 - Non-Premiere Works



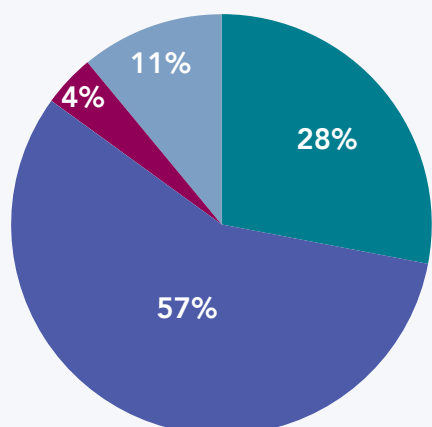
Largest 25 - Non-Premiere Works



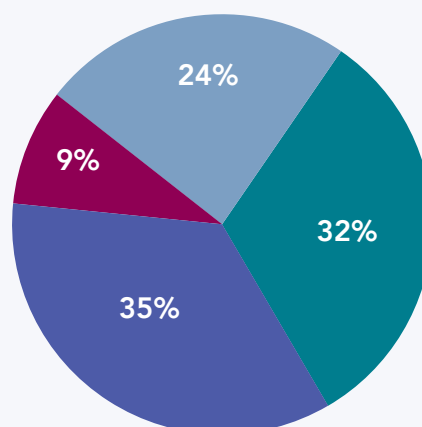
Largest 50 - Non-Premiere Works



Next 50 - Non-Premiere Works



Additional 50 - Non-Premiere Works



Main Company Works

There are 1046 works projected to be performed by main company dancers in the 2022-2023 season. This includes both professional dancers and professional guest artists.

28% are choreographed by women
59% are choreographed by men
3% are choreographed by other/mixed gender
10% are choreographed by choreographers whose gender is unknown

535 works by the **Largest 50** will be performed by main company dancers:

21% are choreographed by women
76% are choreographed by men
2% are choreographed by other/mixed gender
1% are choreographed by choreographers whose gender is unknown

322 works by the **Next 50** will be performed by main company dancers:

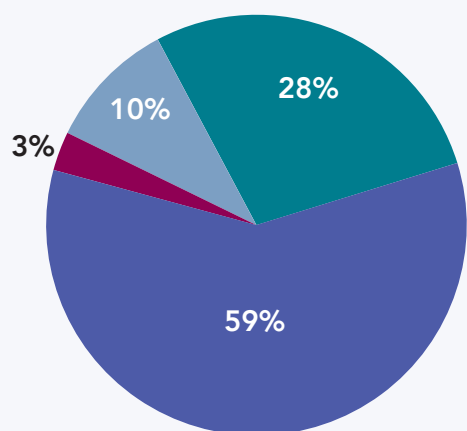
35% are choreographed by women
45% are choreographed by men
3% are choreographed by other/mixed gender
17% are choreographed by choreographers whose gender is unknown

189 works by the **Additional 50** will be performed by main company dancers.

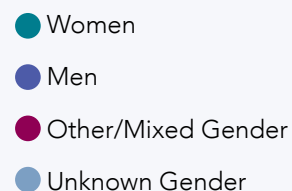
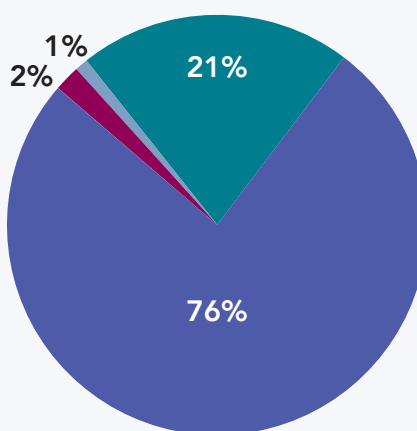
35% are choreographed by women
35% are choreographed by men
7% are choreographed by other/mixed gender
23% are choreographed by choreographers whose gender is unknown

Main Company Works 2022-2023 Gender Distribution of Choreographers

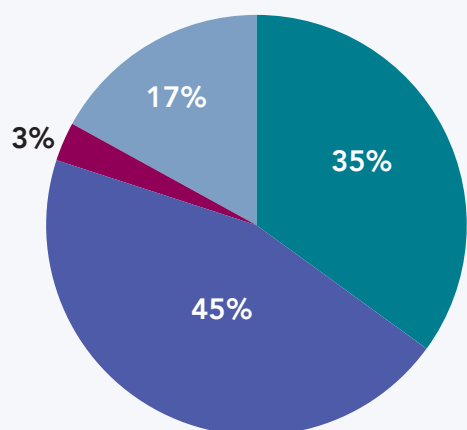
Largest 150 - Main Company Works



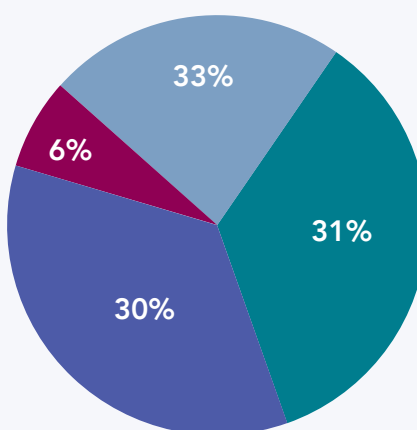
Largest 50 - Main Company Works



Next 50 - Main Company Works



Additional 50 - Main Company Works



Second Company Works

10 works will be performed by the “second company,” and consists of second company dancers, apprentices, and trainees.

30% are choreographed by women

40% are choreographed by men

10% are choreographed by other/mixed gender

20% are choreographed by choreographers whose gender is unknown

7 works are to be performed by second company dances in the **Largest 50**:

29% are choreographed by women

57% are choreographed by men

14% are choreographed by other/mixed gender

3 works are to be performed by second company dances in the **Next 50**:

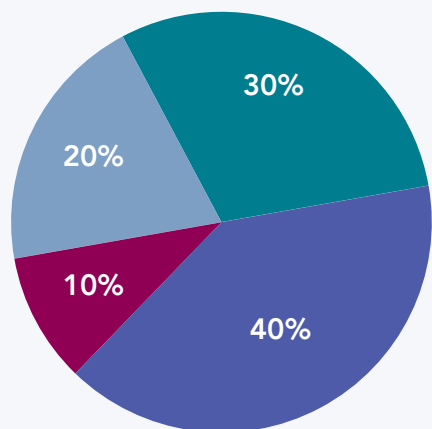
33% are choreographed by men

67% are choreographed by choreographers whose gender is unknown

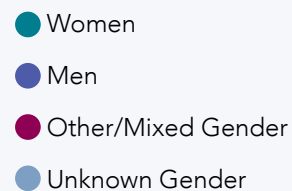
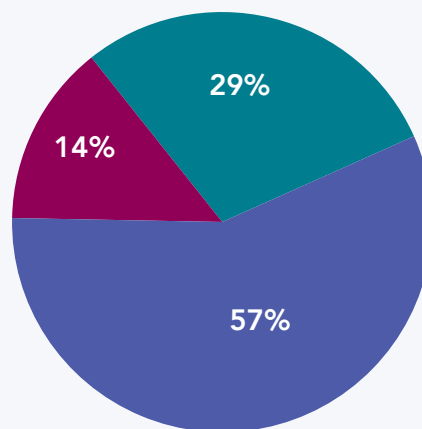
DDP recorded no works that were performed by a second company in the **Additional 50**.

Second Company Works 2022-2023 Gender Distribution of Choreographers

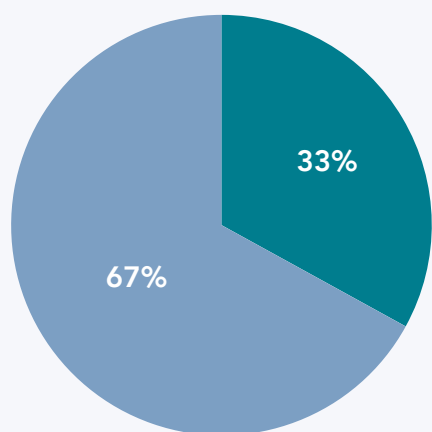
**Largest 150 -
Second Company Works**



**Largest 50 -
Second Company Works**



**Next 50 -
Second Company Works**



Mainstage Works

DDP recorded 963 works that will be performed on mainstages. Mainstage performances include works presented in performing arts centers, auditoriums, and halls. Works that DDP was unable to source venue information for were not included in analysis and are listed in Section IV.

Of the **Largest 150**:

25% are choreographed by women
61% are choreographed by men
3% are choreographed by other/mixed gender
11% are choreographed by choreographers whose gender is unknown

Within the **Largest 50**, 512 works will be performed on mainstages:

20% are choreographed by women
76% are choreographed by men
2% are choreographed by other/mixed gender
2% are choreographed by choreographers whose gender is unknown

Within the **Next 50**, 289 works will be performed on mainstages:

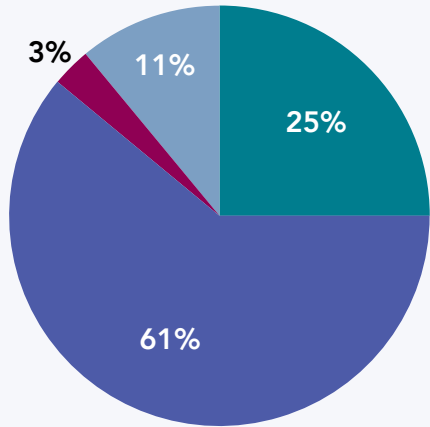
30% are choreographed by women
47% are choreographed by men
3% are choreographed by other/mixed gender
20% are choreographed by choreographers whose gender is unknown

Within the **Additional 50**, 162 works will be performed on mainstages:

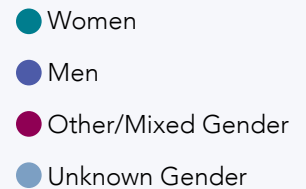
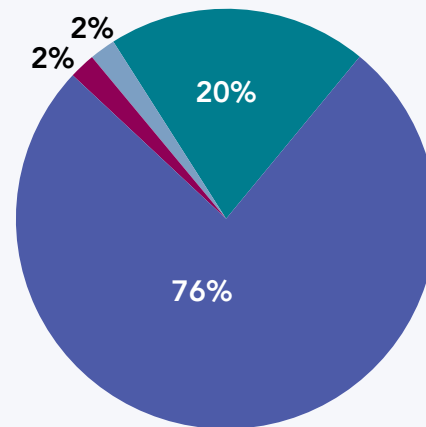
35% are choreographed by women
36% are choreographed by men
7% are choreographed by other/mixed gender
22% are choreographed by choreographers whose gender is unknown

Mainstage Works 2022-2023 Season Gender Distribution of Choreographers

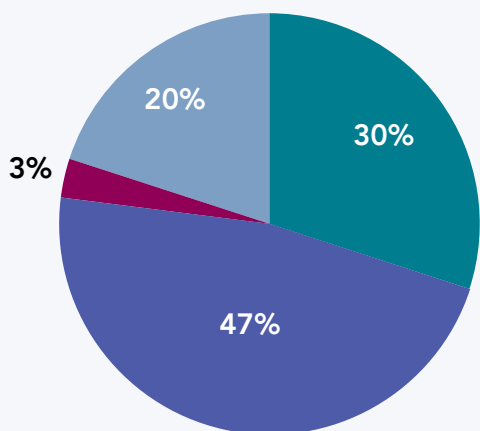
Largest 150 - Mainstage Works



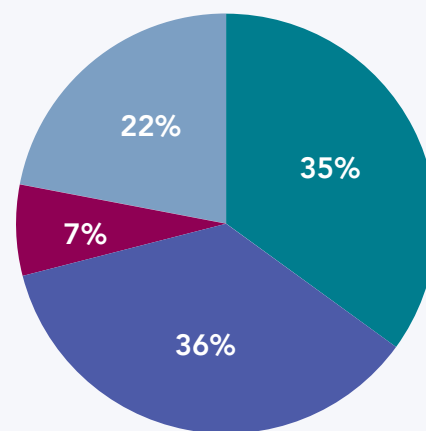
Largest 50 - Mainstage Works



Next 50 - Mainstage Works



Additional 50 - Mainstage Works



Other Venue Works

A total of 113 works will be performed at other venues. Other venues include black box theaters, outdoor performance spaces, and any other venues that fall outside the definition of mainstage. Works that DDP was unable to find venue information for were not included in analysis.

With the **Largest 150** overall:

43% are choreographed by women
40% are choreographed by men
3% are choreographed by other/mixed gender
14% are choreographed by choreographers whose gender is unknown

44 works by the **Largest 50** are set to be performed at other venues:

34% are choreographed by women
59% are choreographed by men
2% are choreographed by other/mixed gender
5% are choreographed by choreographers whose gender is unknown

45 works by the **Next 50** are set to be performed at other venues:

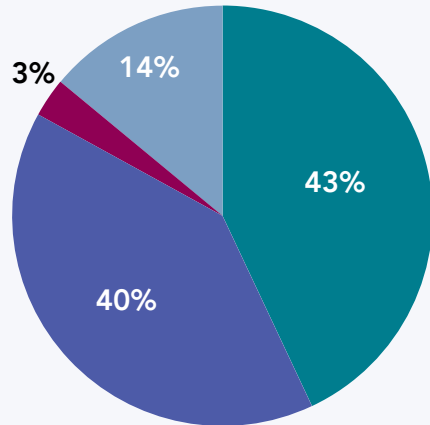
56% are choreographed by women
24% are choreographed by men
2% are choreographed by other/mixed gender
18% are choreographed by choreographers whose gender is unknown

24 works by the **Additional 50** are set to be performed at other venues:

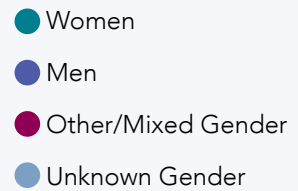
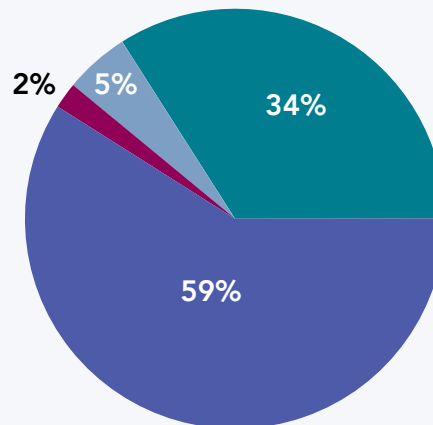
38% are choreographed by women
33% are choreographed by men
4% are choreographed by other/mixed gender
25% are choreographed by choreographers whose gender is unknown

Other Venues Works 2022-2023 Season Gender Distribution of Choreographers

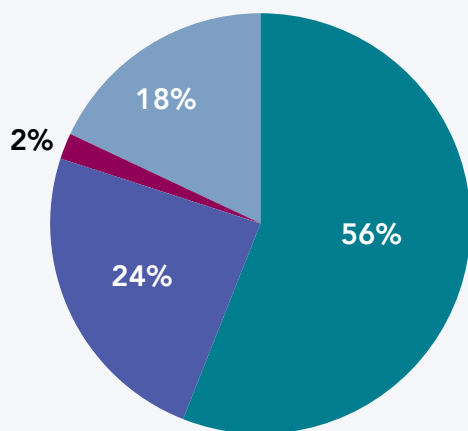
Largest 150 - Other Venues Works



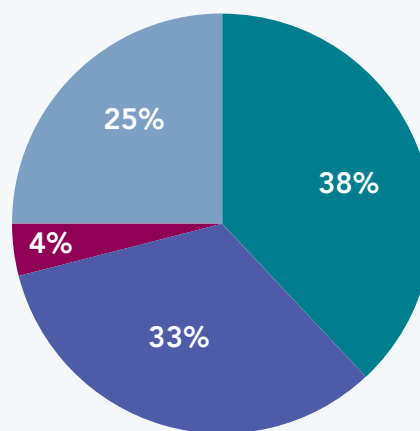
Largest 50 - Other Venues Works



Next 50 - Other Venues Works



Additional 50 - Other Venues Works



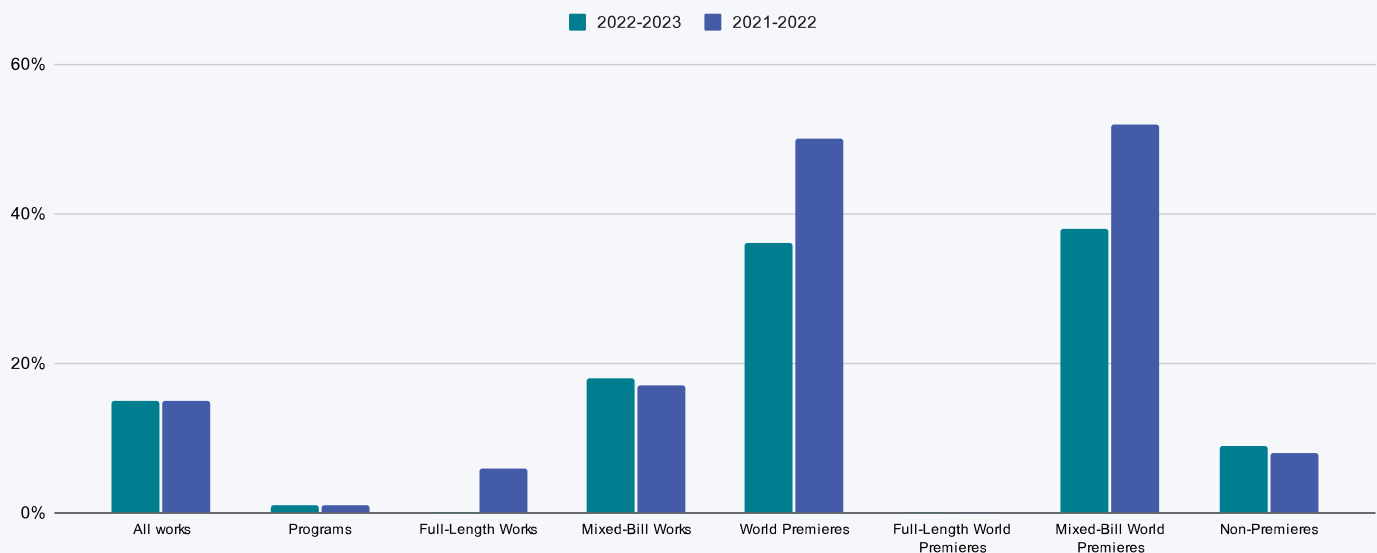
Section II: Year-Over-Year Comparison

To understand trends in the programming of works choreographed by women, the figures below compare prospective year-to-year changes, and prospective total change for the **Largest 150** U.S. ballet & classically inspired companies for the past seasons. Comparisons for the **Largest 50** are made based on data from the previous four seasons, while comparisons for the **Largest 10** and **25**, the **Next** and the **Additional 50** are compared to the most recent 2021-2022 season as DDP has not yet established longitudinal data for these groupings.

Year-Over-Year Comparison - Works By Women - Largest 10

	<i>Projected Total Change</i>	<i>2022-2023</i>	<i>2021-2022</i>
All works	0%	15%	15%
Programs	0%	0%	1%
Full-Length Works	-6%	0%	6%
Mixed-Bill Works	+1%	18%	17%
World Premieres	-14%	36%	50%
Full-Length World Premieres	0%	0%	0%
Mixed-Bill World Premieres	-14%	38%	52%
Non-Premieres	+1%	9%	8%

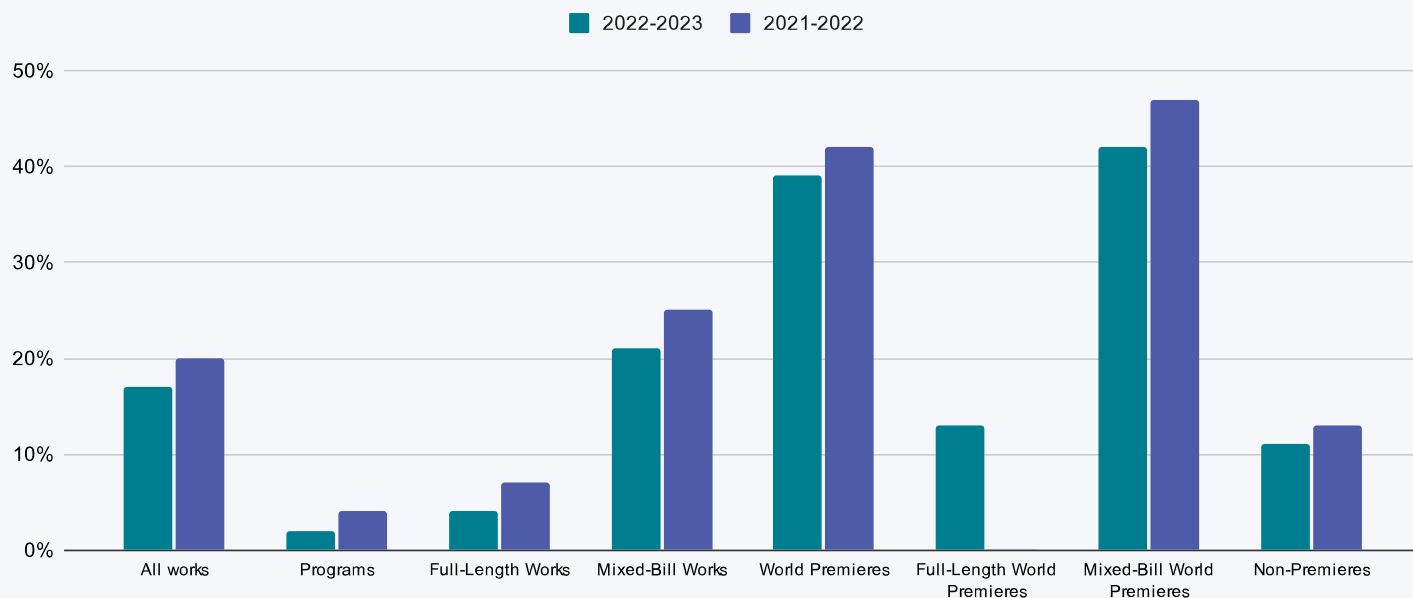
Largest 10 - Year-Over-Year Comparison % of works by Women



Year-Over-Year Comparison - Works By Women - Largest 25

	<i>Projected Total Change</i>	<i>2022-2023</i>	<i>2021-2022</i>
All works	-3%	17%	20%
Programs	-2%	2%	4%
Full-Length Works	-3%	4%	7%
Mixed-Bill Works	-4%	21%	25%
World Premieres	-3%	39%	42%
Full-Length World Premieres	+13%	13%	0%
Mixed-Bill World Premieres	-5%	42%	47%
Non-Premieres	-2%	11%	13%

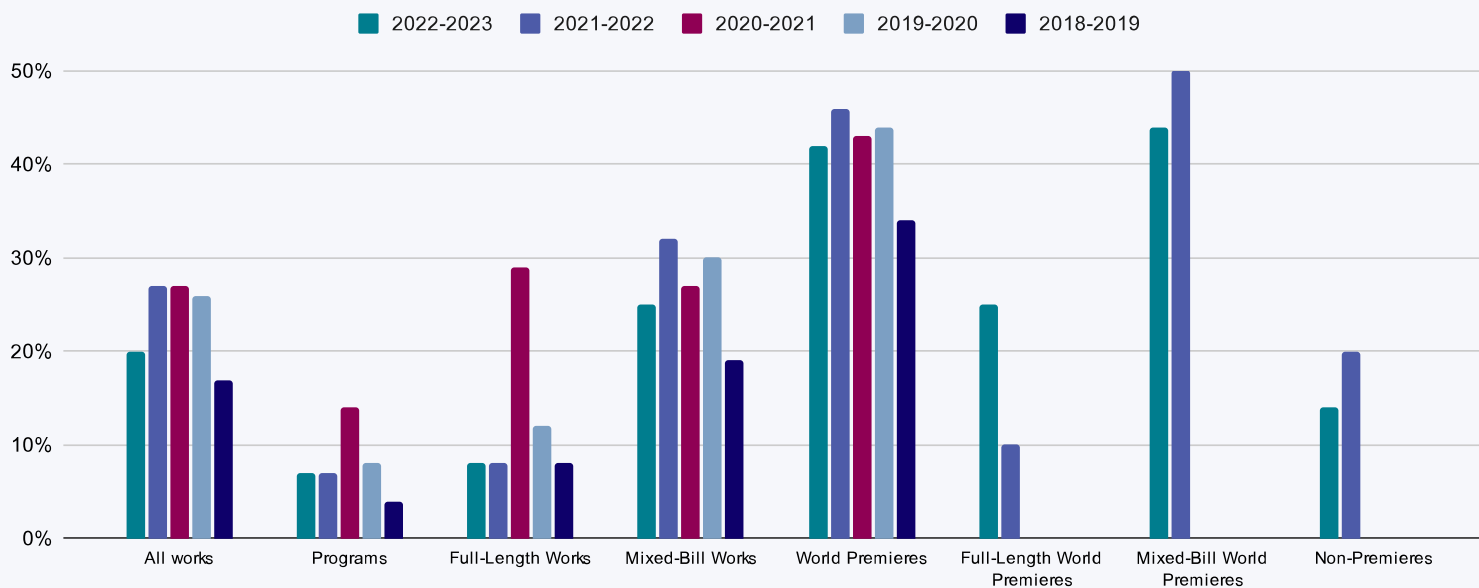
Largest 25 - Year-Over-Year Comparison % of works by Women



Year-Over-Year Comparison - Works By Women - Largest 50

	Projected Total Change	Projected change from Last Season	2022- 2023	2021- 2022	2020- 2021	2019- 2020	2018- 2019
All works	+3%	-7%	20%	27%	27%	26%	17%
Programs	+3%	0%	7%	7%	14%	8%	4%
Full-Length Works	0%	0%	8%	8%	29%	12%	8%
Mixed-Bill Works	+6%	-7%	25%	32%	27%	30%	19%
World Premieres	+6%	-4%	42%	46%	43%	44%	34%
Full-Length World Premieres	+15%	-	25%	10%	N/A	N/A	N/A
Mixed-Bill World Premieres	-8%	-	44%	50%	N/A	N/A	N/A
Non-Premieres	-7%	-	14%	20%	N/A	N/A	N/A

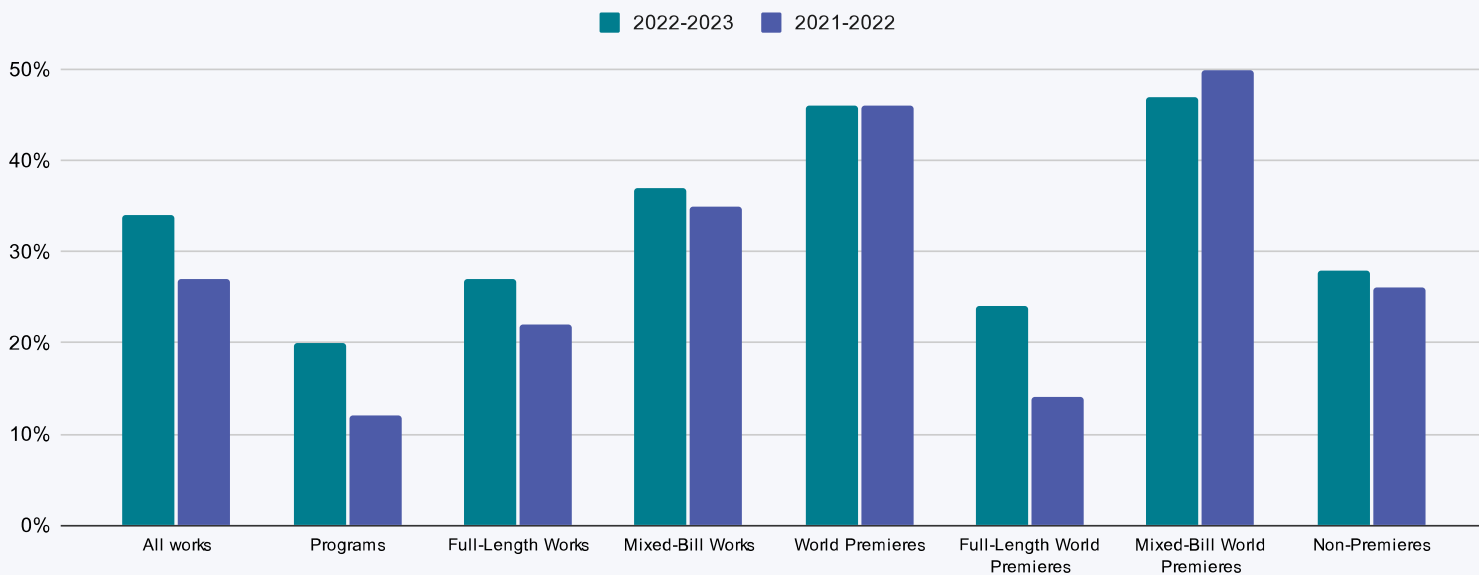
Largest 50 - Year-Over-Year Comparison % of works by Women



Year-Over-Year Comparison - Works By Women - The Next 50

	<i>Projected Total Change</i>	<i>2022-2023</i>	<i>2021-2022</i>
All works	+7%	34%	27%
Programs	+8%	20%	12%
Full-Length Works	+5%	27%	22%
Mixed-Bill Works	+2%	37%	35%
World Premieres	0%	46%	46%
Full-Length World Premieres	+7%	24%	14%
Mixed-Bill World Premieres	-3%	47%	50%
Non-Premieres	+2%	28%	26%

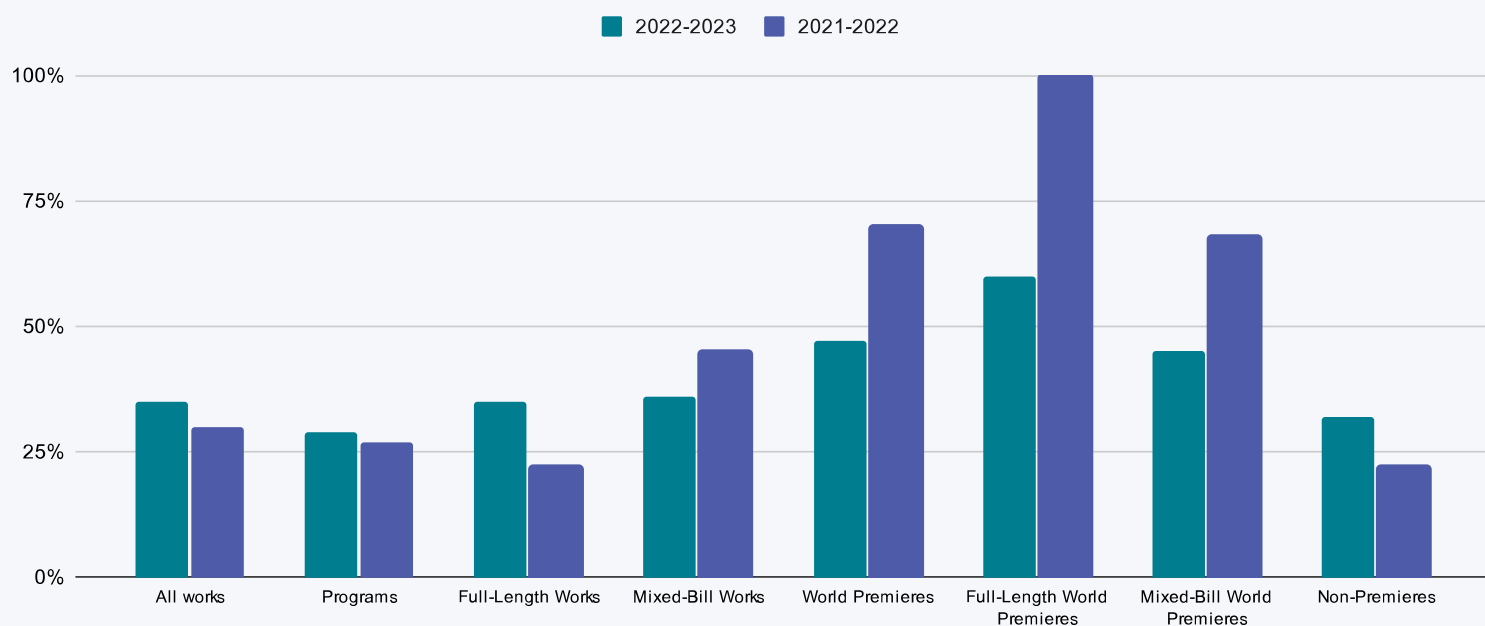
Next 50 - Year-Over-Year Comparison % of works by Women



Year-Over-Year Comparison - Works By Women - The Additional 50

	<i>Projected Total Change</i>	<i>2022-2023</i>	<i>2021-2022</i>
All works	+5%	35%	30%
Programs	+2%	29%	27%
Full-Length Works	+13%	35%	22%
Mixed-Bill Works	-9%	36%	45%
World Premieres	-23%	47%	70%
Full-Length World Premieres	-40%	60%	100%
Mixed-Bill World Premieres	-23%	45%	68%
Non-Premieres	+10%	32%	22%

Additional 50 - Year-Over-Year Comparison % of works by Women

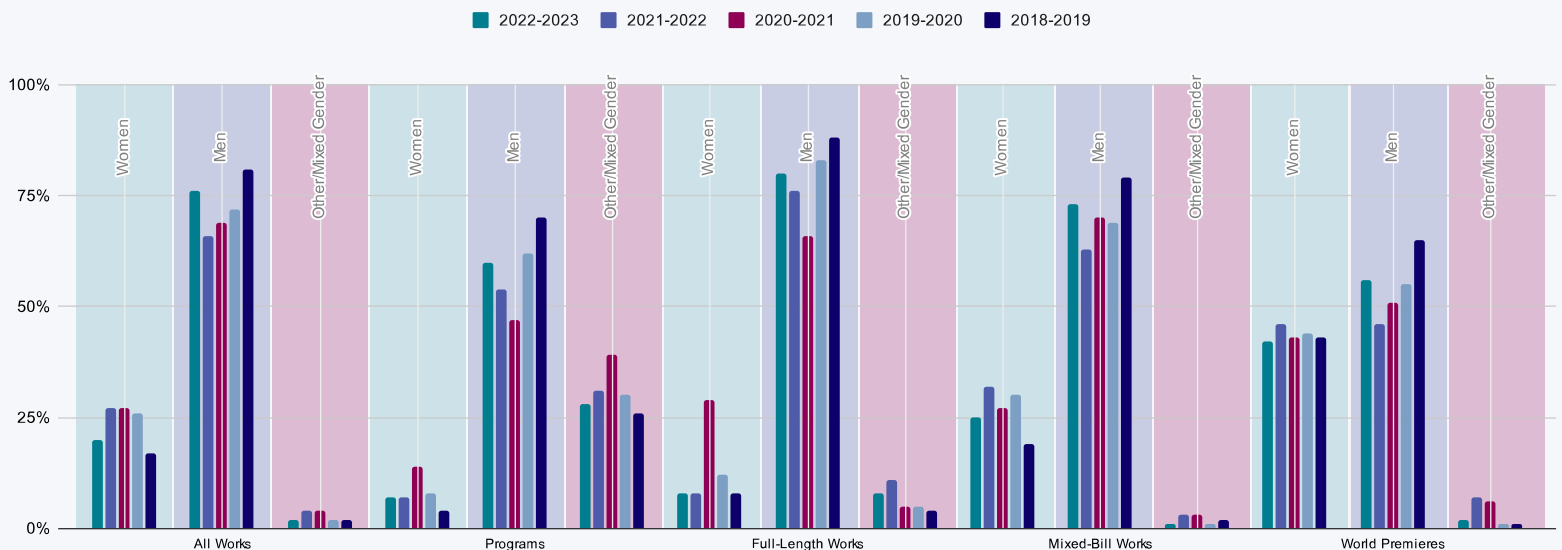


Full Year-Over-Year Comparison - Largest 50

The figures below give full year-over-year comparisons.

		Projected Total Change	Projected change from Last Season	2022- 2023	2021- 2022	2020- 2021	2019- 2020	2018- 2019
All works	Women	+3%	-7%	20%	27%	27%	26%	17%
	Men	-5%	+10%	76%	66%	69%	72%	81%
	Other/Mixed Gender	0%	-2%	2%	4%	4%	2%	2%
Programs	Women	0%	+3%	7%	7%	14%	8%	4%
	Men	-10%	+6%	60%	54%	47%	62%	70%
	Other/Mixed Gender	+2%	-3%	28%	31%	39%	30%	26%
Full-Length Works	Women	0%	0%	8%	8%	29%	12%	8%
	Men	-8%	+4%	80%	76%	66%	83%	88%
	Other/Mixed Gender	+4%	-3%	8%	11%	5%	5%	4%
Mixed-Bill Works	Women	+5%	-8%	25%	32%	27%	30%	19%
	Men	-8%	+8%	73%	63%	70%	69%	79%
	Other/Mixed Gender	-1%	-2%	1%	3%	3%	1%	2%
World Premieres	Women	-1%	-4%	42%	46%	43%	44%	43%
	Men	-11%	+10%	56%	46%	51%	55%	65%
	Other/Mixed Gender	+1%	-5%	2%	7%	6%	1%	1%

Largest 50 - Year-Over-Year Comparison Gender of Choreographer



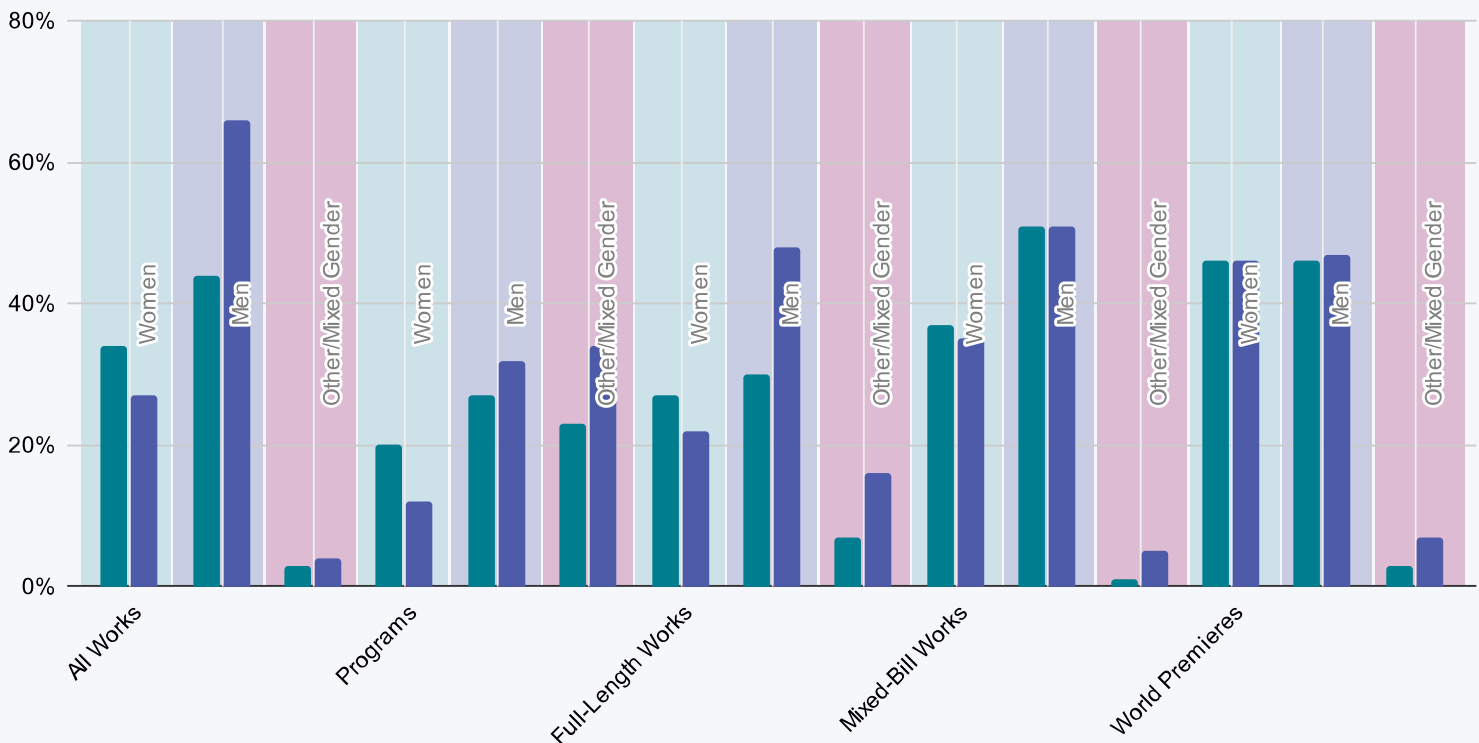
Full Year-Over-Year Comparison - Next 50

The figures below give full year-over-year comparisons.

		Projected Total Change	2022-2023	2021-2022
All works	Women	+7%	34%	27%
	Men	-22%	44%	66%
	Other/Mixed Gender	-1%	3%	4%
Programs	Women	+8%	20%	12%
	Men	-5%	27%	32%
	Other/Mixed Gender	-11%	23%	34%
Full-Length Works	Women	+5%	27%	22%
	Men	-18%	30%	48%
	Other/Mixed Gender	-9%	7%	16%
Mixed-Bill Works	Women	+2%	37%	35%
	Men	0%	51%	51%
	Other/Mixed Gender	-4%	1%	5%
World Premieres	Women	0%	46%	46%
	Men	-1%	46%	47%
	Other/Mixed Gender	-4%	3%	7%

Next 50 - Year-Over-Year Comparison Gender of Choreographer

■ 2022-2023 ■ 2021-2022



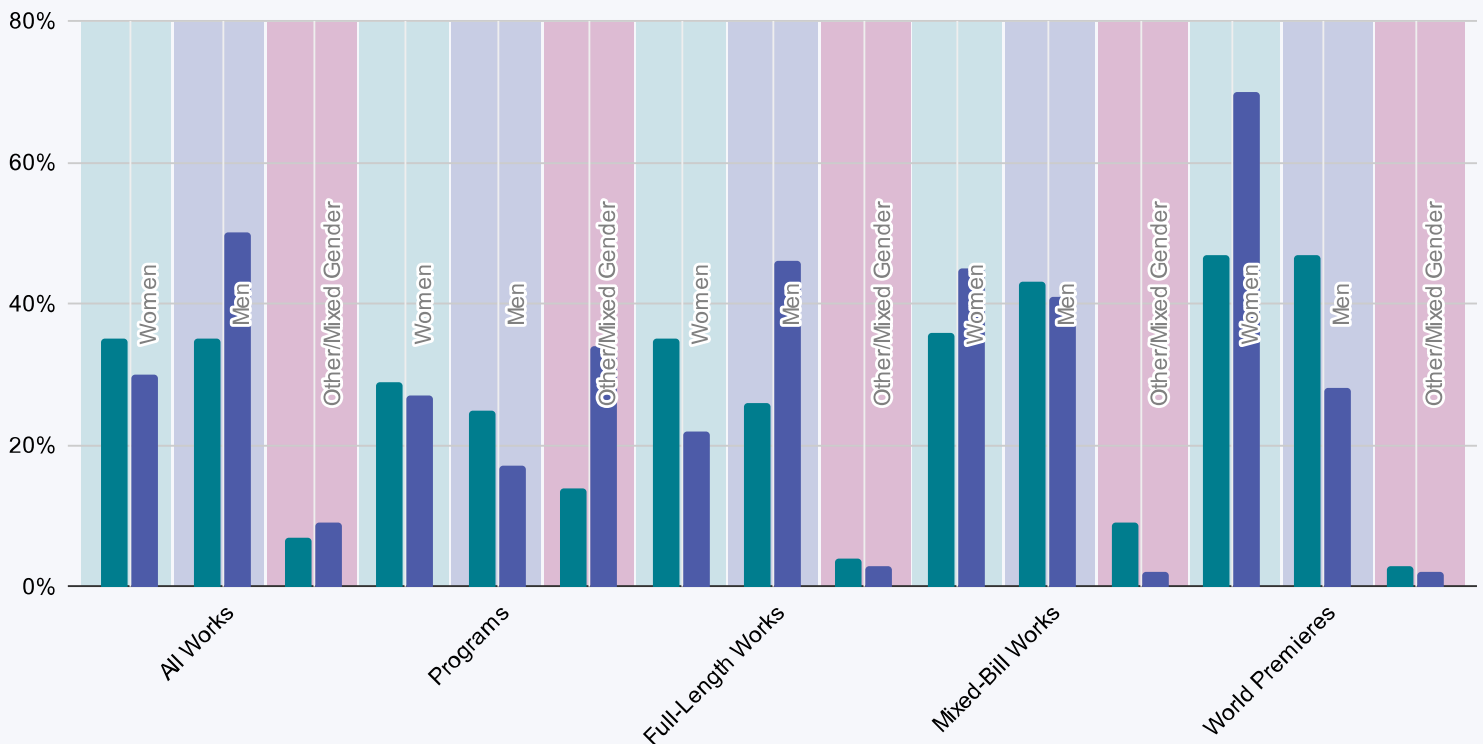
Full Year-Over-Year Comparison - Additional 50

The figures below give full year-over-year comparisons.

		Projected Total Change	2022-2023	2021-2022
All works	Women	+5%	35%	30%
	Men	-15%	35%	50%
	Other/Mixed Gender	-2%	7%	9%
Programs	Women	+2%	29%	27%
	Men	+8%	25%	17%
	Other/Mixed Gender	-20%	14%	34%
Full-Length Works	Women	+10%	35%	22%
	Men	-23%	26%	46%
	Other/Mixed Gender	+1%	4%	3%
Mixed-Bill Works	Women	-9%	36%	45%
	Men	+2%	43%	41%
	Other/Mixed Gender	+7%	9%	2%
World Premieres	Women	-23%	47%	70%
	Men	+10%	47%	28%
	Other/Mixed Gender	+1%	3%	2%

Additional 50 - Year-Over-Year Comparison Gender of Choreographer

2022-2023 2021-2022



Section III: Choreographer Analysis

DDP analyzed the number and gender distribution of individual choreographers whose works are programmed in the 2022-2023 season. In many instances, choreographers' work will be presented by multiple companies. Choreographer counts include each unique choreographer and group of co-choreographers, and include current, retired, and deceased choreographers. Works that DDP was unable to determine choreographers or their gender were excluded from analysis.

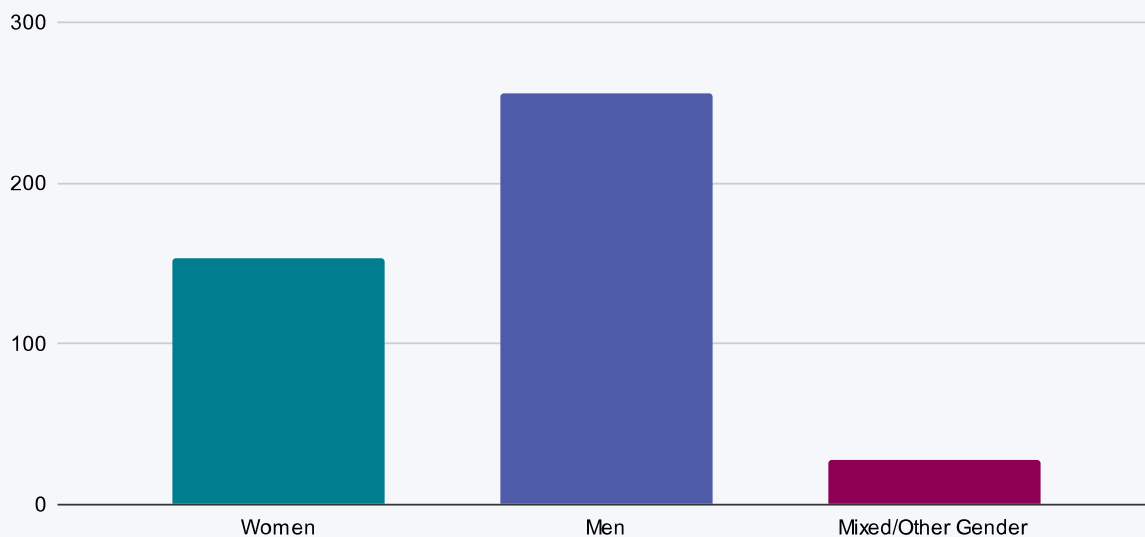
All Choreographers

The 2022-2023 season has works by 437 unique choreographers and groups of co-choreographers. Notably, George Balanchine is the choreographer who has the highest number of companies presenting his work (38 companies) and is featured in 67 different programs.

Of the total number of choreographers:

153 choreographers are women (35%)
256 choreographers are men (59%)
28 choreographers are mixed/other gender (6%)

All Choreographers

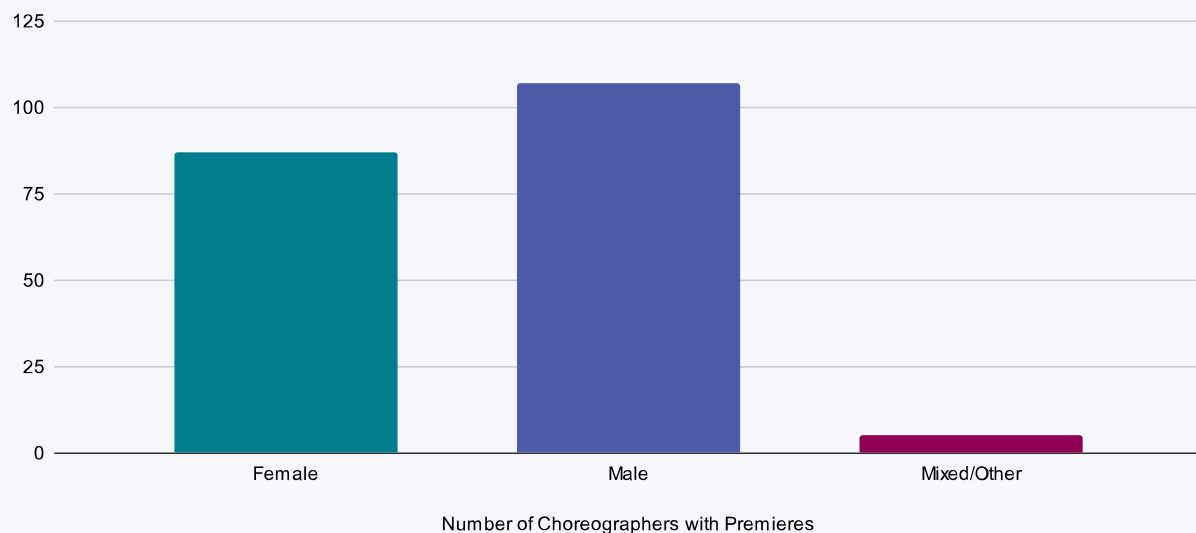


All Choreographers of Premieres

There are 212 unique choreographers that were commissioned to create world premiere works in the 2022-2023 season. Choreographers of world premieres whose gender could not be determined were not included in analysis.

90 choreographers are women (42%)
116 choreographers are men (55%)
6 choreographers are mixed/other genders (3%)

All Choreographers of Premieres



Section IV: Methods, Limitations, and Notes

Season programming information was collected from primary sources such as company websites, social media, and press releases, as well as secondary sources including news and media sources. To ensure accuracy, data was verified twice over by different researchers. Additionally, DDP contacted companies by email to verify and provide information about their 2022-2023 season programming. 15% of companies responded to our request and provided season programming information.

Despite DDP's best efforts and thorough search (ie. multiple searches; emails to companies) for programming information, we were unable to source all relevant information for all season programming. Information regarding works with unknown choreographers and excluded works can be found [HERE](#).

DDP included works that are/will be presented between August 2022 and August 2023. In the past, DDP has excluded companies with irregular seasons, (i.e., ABT's fall season, companies with varied/inconsistent programming) from being counted in the 'Program' category. As DDP continues to expand our research and refine research methodology, these will be considered in the program category.

DDP also included works that will be presented at festivals by companies. Only works presented by such companies at festivals were included. DDP will publish details regarding the gender distribution of choreographers at dance festivals in a later report.

DDP extends their gratitude to the following companies who responded to our request to verify upcoming season programming:

Avant Chamber Ballet
Ballet Fantastique
Ballet Hispánico
Ballet Theatre of Maryland
BalletX
Barak Ballet
Boston Ballet
Carolina Ballet

Canyon Concert Ballet
Chamber Dance Project
Charlotte Ballet
Eugene Ballet
Indianapolis Ballet
James Sewell Ballet
Luminario Ballet

Nashville Ballet
New Ballet
Oakland Ballet Company
Philadelphia Ballet
Portland Ballet
Syracuse City Ballet
Texas Ballet Theatre

Largest 150 U.S. Ballet Companies

The sample of companies examined in this report are listed below. Further details regarding the largest companies can be found in DDP's [Largest 150 U.S. Ballet & Classically Based Companies & Financial Scope of the Industry](#) report. The companies examined represent U.S. companies with the largest annual budgets⁶.

Ajkun Ballet Theatre	Ballet Theatre Company	Diablo Ballet
Alabama Ballet	Ballet Theatre of Maryland	Dimensions Dance Theatre of Miami
Albany Berkshire Ballet	Ballet Vero Beach	Dissonance Dance Theatre*
Alonzo King LINES Ballet*	Ballet Virginia	Eugene Ballet
Alvin Ailey American Dance Theater	Ballet West	Festival Ballet Providence
American Ballet Theatre	BalletCollective	First State Ballet Theatre
American Contemporary Ballet	Ballethnic Dance Company*	Fort Wayne Ballet
American Midwest Ballet	BalletMet	Grand Rapids Ballet
American Repertory Ballet	BalletX	Greensboro Ballet*
Anaheim Ballet	Barak Ballet*	Gwinnett Ballet Theatre
ARC Dance Company	Boston Ballet	Houston Ballet
Armitage Gone! Dance*	Boulder Ballet	Huntsville Ballet Company
Arts Ballet Theatre of Florida	Brooklyn Ballet	Indianapolis Ballet
Aspen Santa Fe Ballet	Canyon Concert Ballet	Island Moving Company
Atlanta Ballet	Carolina Ballet	James Sewell Ballet
Atlantic City Ballet	Carolina Ballet Theatre	Joffrey Ballet
Avant Chamber Ballet	Central West Ballet	Kansas City Ballet
Ballet 5:8	Chamber Dance Project	Kentucky Ballet Theatre
Ballet Arizona	Charleston Ballet	Les Ballets Trockadero de Monte Carlo*
Ballet Arkansas	Charlotte Ballet	Lexington Ballet Company
Ballet Austin	Charlottesville Ballet	Los Angeles Ballet
Ballet des Amériques	Chattanooga Ballet*	Louisville Ballet
Ballet Des Moines	Cincinnati Ballet	Luminario Ballet
Ballet Fantastique	City Ballet of Boston	Madison Ballet
Ballet Frontier	City Ballet of San Diego	Maine State Ballet
Ballet Hispánico	Cleveland Ballet	Manassas Ballet Theatre
Ballet Idaho	Collage Dance Collective	Marigny Opera Ballet
Ballet Magnificat!	Colorado Ballet	Menlowe Ballet*
Ballet Memphis	Columbia City Ballet	Miami City Ballet
Ballet Minnesota	Columbia Classical Ballet	Milwaukee Ballet
Ballet Palm Beach	Connecticut Ballet	Minnesota Ballet
Ballet Pensacola	Cuban Classical Ballet of Miami*	Missouri Contemporary Ballet
Ballet Quad Cities	Dallas Black Dance Theatre	MOVEIUS Contemporary Ballet*
Ballet San Antonio	Dance Theatre of Harlem	Mystic Ballet
Ballet Sun Valley*	Delta Festival Ballet	Nashville Ballet

⁶ DDP did not consider Ballet Tucson in the ranking of the **Largest 150** companies. We acknowledge this mistake and ensure we will consider them in our next year's ranking and reports.

Nevada Ballet Theatre	PHILADANCO!	Syracuse City Ballet
New Ballet	Philadelphia Ballet	Terpsicorps Theatre of Dance
New Jersey Ballet	Pittsburgh Ballet Theatre	Texas Ballet Theater
New Mexico Ballet Company*	Portland Ballet	Texture Contemporary Ballet
New York City Ballet	Post:ballet	The Florida Ballet
New York Dance Project*	Richmond Ballet	The Roxey Ballet Company
New York Theatre Ballet	Rochester City Ballet	The Sarasota Ballet
NWA Ballet Theatre*	Sacramento Ballet	The Tallahassee Ballet
Oakland Ballet Company	Saint Louis Ballet	The Washington Ballet
Oklahoma City Ballet	San Diego Ballet	Tulsa Ballet
Oregon Ballet Theatre	San Francisco Ballet	Twin Cities Ballet of Minnesota
Orlando Ballet	Savannah Ballet Theatre	Utah Metropolitan Ballet
Pacific Northwest Ballet	Sierra Nevada Ballet*	Verb Ballets
Paradosi Ballet Company*	Smuin Ballet	Winston-Salem Festival Ballet*
Peninsula Ballet Theatre	State Street Ballet	Wonderbound

*companies that were excluded from analysis either due to unannounced or insufficient 2022-2023 season programming information.

Operational Definitions:

2022-2023 Season: The period August 2022 to August 2023.

Gender: DDP has used the following categories to refer to choreographers' gender identities in this report: women, men, and other/mixed gender. Other/mixed gender includes individuals who identify as non-binary, genderqueer, and gender non-conforming, as well as teams of choreographers who identify as different genders. DDP respects and has worked to ensure we accurately represent individuals' gender identities.

Works: Individual pieces of choreography, presented either alone or alongside other works. Works which were presented more than once are counted more than once.

Programs: Complete performances or presentations. One program can include one work (full-length), or multiple works (mixed bill).

Full-length Works: Works which comprised an entire program, presented alone.

Mixed Bill Works: Works which comprised part of a program, presented alongside other works.

Premieres: Refers to world premieres - works which were presented for the first time. If a premiere was presented more than once by a company within the same season, it was counted each time as a premiere where applicable.

Non-Premieres: Programmed works which were also performed in previous seasons, either by the same company or different.

Main Company: Professional dancers or guest artists of a company.

Second Company: Second company dancers, apprentices, trainees, and students of a company.
Note: DDP only included works performed by students when they were in the same program as works performed by main or second company dancers.

Please cite Dance Data Project® when utilizing findings in this report.

With any inquiries or comments, we invite you to contact Research Coordinator, Jenna Magrath at jmagrath@dancedataproject.com.

APPENDIX: Choreographer Listing

The following includes the complete list of choreographers whose work was recorded by DDP for the 2022-2023 season for the **Largest 150** ballet & classically inspired companies. For each choreographer, the following variables are recorded:

- Name
- The number of companies who will be presenting their work in the 2022-2023 season
- The number of works that are featured (each work was only counted once, regardless of how many companies performed it)
- The number of programs in which their work was featured (each program was only counted once, regardless if the choreographer has more than one work featured in it)
- Gender

When multiple choreographers were credited to a single work, they have been listed together as a group of co-choreographers. Their gender was recorded as either their shared gender or as other/mixed gender if applicable. Some choreographers appear both alone and in one or multiple groups.

Complete listing of choreographers can be found in a spreadsheet [HERE](#).

Choreographer Name	Works	Companies	Programs	Gender
Adam Hougland	1	1	1	Male
Adam McKinney	1	1	1	Male
Adam Schnell	1	1	1	Male
Adam Sklute, Marius Petipa, Pamela Robinson-Harris, Mark Goldweber	1	1	1	Other/Mixed
Adrian Green	1	1	1	Male
Adrian Hoffman	1	1	1	Male
Agnes de Mille	1	1	1	Female
Ahmed Abil	1	1	1	Male
Ahna Lipchik & Victoria Lyras	1	1	1	Female
Alan Obuzor	4	1	2	Male
Alan Obuzor and Kelsey Barman	4	1	2	Mixed/Other
Alee Martinez and Issac 'Stuck' Sanders	1	1	1	Male
Alejandro Cerrudo	5	5	5	Male
Alex Tressor	1	1	1	
Alexa Capareda	1	1	1	Male
Alexander Ekman	1	2	2	Male
Alexei Ratmanský	7	3	7	Male
Alexsander Swader	1	1	1	Male
Aline Carili	1	1	1	Female
Allen Fields	1	1	1	Male
Alun Jones	3	1	1	Male
Alvin Ailey	10	1	14	Male
Alysa Pires	1	1	1	Female
Amanda Farris	1	1	1	Female
Amy Hall Garner	4	4	4	Female

Amy Seiwert	4	4	4	Female
Andile Ndlovu	1	1	1	Male
Andonis Foniadakis	1	1	1	Male
Andrea Schermoly	2	2	2	Female
Andrew McNicol	1	1	1	Male
Andy Blankenbuehler	1	1	1	Male
Angel Corella	3	1	3	Male
Angel Corella after Marius Petipa	2	1	1	Male
Angel Corella, Russell Ducker	1	1	2	Male
Anna-Marie Holmes	1	1	1	Female
Annabelle Lopez Ochoa	6	6	6	Female
Anne Mueller, Garrett Anderson	1	1	1	Mixed/Other
Annie Kloppenberg, Nell Shipman, Jennifer Jones	1	1	1	Mixed/Other
Anthony Krutzkamp	1	1	1	Male
Anthony Tudor	2	2	2	Male
Arcadian Broad	1	1	1	Male
Ariel Grossman	2	1	1	Female
Arimee Gambill	1	1	1	Female
Arthur Pita	1	1	1	Male
Arthur Sicilia	1	1	1	Male
ARTISTS OF TEXAS BALLET THEATER	1	1	1	Mixed/Other
Asaf Messerer	1	1	1	Male
Aszure Barton	2	2	2	Female
Attila Mosolygo	2	1	2	Male
August Bournonville	2	2	2	Male
Autumn Eckman	1	1	1	Female
Ben Needham-Wood	3	1	2	Male
Ben Stevenson	8	5	7	Male
Benjammin Tucker	1	1	1	Male
Beth Storey Taylor	1	1	1	Female
Bianca Sapetto	1	1	3	Female
Blake Krapels	1	1	1	Male
Brandye Lee	1	1	1	Female
Brett Raphael	2	1	2	Male
Brian Enos	1	1	1	Male
Bridget Breiner	1	1	1	Female
Bronislava Nijinska	1	1	1	Female
Bruce Wells	3	3	3	Male
Bryn Cohn	1	1	1	Female
Caili Quan	3	3	3	Female
Caleb Mitchell	1	1	1	Male
Calvin Bittner	1	1	1	Male
Camilo A. Rodriguez	1	1	2	Male
Carole Alexis	1	1	1	Female
Caroline Sheridan	3	1	3	Female
Cathy Curry	1	1	1	Female
Cathy Marston	4	5	5	Female
Chanel DaSilva	3	3	3	Female
Chiara Ajkun	3	1	3	Female
Chiara Ajkun after Marius Petipa	2	1	3	Mixed/Other
Ching Ching Wong	1	1	1	Female
Christina Ghiardi	1	1	1	Female
Christophe Garcia	1	1	1	Male

Christopher Bruce	2	2	2	Male
Christopher Huggins	1	1	1	Male
Christopher Huggins, Colleen Smith	1	1	1	Mixed/Other
Christopher Rudd	1	1	1	Male
Christopher Stowell	2	2	2	Male
Christopher Stuart	3	1	3	Male
Christopher Wheeldon	11	9	12	Male
Chung Lin Tseng after J. Coralli & J. Perrot	1	1	1	Male
Cindy Case	1	1	1	Female
Claudia Anata Hubiak	1	1	1	Female
Claudia Schreier	3	3	3	Female
Colleen Cavanaugh	1	1	1	Female
Compania Irene Rodriguez	1	1	1	Female
Conny Mathot	1	1	1	Female
Coralli, Perrot	1	1	1	Male
Courtney Lyon	1	1	1	Female
Courtney Lyon, Emily Kate Long	1	1	1	Female
Craig Davidson	1	1	1	Male
Crystal Pite	2	2	2	Female
Dalia Rawson	3	2	4	Female
Dana Genshaft	2	2	2	Female
Dani Rowe	1	1	1	Female
Daniel Baldwin	1	1	1	Male
Daniel Ojeda	1	1	1	Male
Danielle Genest	1	1	1	Female
Darrell Grand Moultrie	2	2	2	Male
Darren McIntyre	2	2	2	Male
David Nixon	1	1	1	Male
David Palmer	1	1	1	Male
DaYoung Jung	1	1	1	Female
Devon Carney	2	1	2	Male
Devon Carney after Marius Petipa, Jean Coralli, and Jules Perrot	1	1	1	Male
Dianna Cuatto	1	1	1	Female
Diogo de Lima	1	1	1	Male
Donald Byrd	1	1	1	Male
Donald McKayle	1	1	1	Male
Donna Marisa, Hannah Bontrager	5	1	5	Female
Dreya Weber	1	1	2	Female
Durante Verzola	1	1	1	Male
Dwight Rhoden	2	2	2	Male
Easton Smith, Haley Smith	1	1	1	Mixed/Other
Edwaard Liang	5	2	4	Male
Edward Stewart	1	1	1	Male
Edward Stierle	1	1	1	Male
Elaine Kudo	1	1	1	Female
Eli Diersing	1	1	1	Male
Elisa Monte	1	1	1	Female
Elizabeth Wistrich	4	2	4	Female
Elizabeth Wistrich, Rudolph Nureyev, Lev Ivanov, Vassily Vainonen, William Christensen	1	1	1	Mixed/Other
Emily Hartka	1	1	1	Female
Emily Kate Long	2	1	2	Female
Emily Kate Long, August Bournoville, Lynn Bowman, Domingo Rubio, Courtney Lyon	1	1	1	Mixed/Other
Erika Overtuff	2	1	2	Female

Erin Alarcón	1	1	1	Female
Eva Stone	1	1	1	Female
Eve Schulte	1	1	1	Female
Francesca Genovese	1	1	1	Female
Franciso Avina	1	1	1	Male
Frank Chaves	1	1	1	Male
Frederick Ashton	1	1	1	Male
Frederick Lee Rocas	1	1	1	Male
Garrett Ammon	3	1	3	Male
Garrett Ammon, Sarah Tallman	1	1	1	Mixed/Other
Garrett Anderson	1	1	1	Male
Garrett Smith	2	2	2	Male
Gary Jeter	1	1	1	Male
Gemma Bond	1	1	1	Female
Gen Horiuchi	4	1	4	Male
Geoffrey Gonzalez	1	1	1	Male
George Balanchine	35	38	67	Male
George Balanchine, after Lev Ivanov	1	1	1	Male
George Balanchine, staged by Brigitte Thom	1	1	1	Male
George Balanchine, staged by John Taras	1	1	1	Male
Gerald Arpino	5	7	7	Male
Gerard Charles	1	1	1	Male
Gianna Reisen	1	1	2	Female
Gianni DiMarco.	1	1	1	Male
Giovanni Revelo	1	1	1	Male
Gladisa Guadalupe	2	1	2	Female
Graham Lustig	2	1	2	Male
Gregory Amato	3	1	3	Male
Gustavo Ramirez Sansano	1	1	1	Male
Hannah Box	1	1	1	Female
Harrison Ball	1	1	1	Male
Heather Britt	1	1	1	Female
Heather Maloy	2	2	2	Female
Heinz Poll	1	1	1	Male
Helen Pickett	4	4	4	Female
Helen Simoneau	2	2	2	Female
Helgi Tomasson	4	2	4	Male
Helgi Tomasson, after Marius Petipa, Jules Perrot, and Jean Coralli	1	1	1	Male
Hillary Bodin	1	1	1	Female
Hope Boykin	3	3	3	Female
Ib Andersen	3	1	3	Male
Ib Andersen after Jean Coralli and Jules Perrot	1	1	1	Male
Ilia Zhivoi	1	1	1	Male
Ja' Malik	3	2	3	Male
Jacob Mora	1	1	1	Male
Jacqueline Colledge	2	1	3	Female
Jamal Story	2	1	2	Male
Jamal Story and Judith Flex Helle	2	1	2	Mixed/Other
Jamar Roberts	2	2	5	Male
James Canfield	1	1	1	Male
James Sewell	3	1	3	Male
James Sofranko	2	1	2	Male
James Sutton	1	1	1	Male

Janina Michalski	1	1	1	Female
Jared Allen Brunson	1	1	1	Male
Jarina Carvalho	1	1	1	Female
Jason Ambrose	1	1	1	Male
Javier Valasco	5	1	4	Male
Jean Coralli, Jules Perrot, and Marius Petipa, with additional choreography by Peter Boal	1	1	1	Male
Jean-Pierre Bonnefoux	1	1	1	Male
Jennifer Archibald	5	5	5	Female
Jennifer Mabus	1	1	1	Female
Jennifer Weber	1	1	1	Female
Jermaine Spivey	1	1	1	Male
Jerome Robbins	12	6	15	Male
Jerome Robbins; Co-choreographed by Peter Gennaro	1	1	1	Male
Jessica Lang	4	4	5	Female
Jillian Sinko	1	1	1	Female
Jimmy Orrante	1	1	1	Male
Jing Zhang	1	1	1	Female
Jiri Kylián	3	4	4	Male
Jock Soto	1	1	1	Male
Jodie Gates	1	1	1	Female
Johan Kobborg, August Bournonville	1	1	1	Male
John Cranko	2	2	2	Male
John Neumeier	1	1	1	Female
Jonathan Fredrickson	1	1	1	Male
Jorden Morris	1	1	1	Male
Jorma Elo	2	2	2	Male
Jose Limon	2	3	3	Male
Joshua Manculich	1	1	1	Male
Judith Flex Helle	4	1	4	Female
Jules Perrot	1	1	1	Male
Julia Adam	2	1	2	Female
Julia Mitchell	1	1	1	Female
Julianna Rubio Slager	9	1	5	Female
Juliano Nunes	1	1	1	Male
Junichi Fukuda	1	1	1	Male
Justin Peck	9	5	11	Male
Karen Mareck Grundy	2	1	2	Female
Karl von Rabenau	1	1	1	Male
Kassandra Taylor Newberry	1	1	1	Female
Katarzyna Kozielska	1	1	1	Female
Katarzyna Skarpetowska	3	3	4	Female
Katie Puder	2	1	2	Female
Kay Eichman, Richard Dickinson	1	1	1	Mixed/Other
Keerati Jinakunwiphat	1	1	1	Female
Keith Lee	3	2	3	Male
Keith Michaels	2	1	2	Male
Kelanie Murphy	1	1	1	Female
Kelsey Bartman	1	1	1	Female
Kenneth MacMillan	1	1	1	Male
Kenneth Tindall	1	1	1	Male
Kent Stowell	1	1	1	Male
Keon Saghari	1	1	1	Male
Kevin Iega Jeff	1	1	1	Male

Kevin McKenzie after Lev Ivanov and Marius Petipa	1	1	1	Male
Kevin McKenzie after Jean Coralli, Jules Perrot, and Marius Petipa	1	1	1	Male
Kevin Thomas	1	1	1	Male
Kevin Thomas, Amy Hall Garner	1	1	1	Mixed/Other
Kia Smith	1	1	1	Female
Kim Pauley	1	1	1	Female
Kiyon Ross	2	2	2	Male
Kristin Young Toner	2	1	2	Female
Kristopher Estes-Brown	1	1	1	Male
Kyle Abraham	2	2	7	Male
Lar Lubovitch	3	3	3	Male
Lauren Lovette	1	1	1	Female
Le Mai Linh	1	1	1	Female
Leiland Charles	1	1	1	Male
Lenon Vitorino	1	1	1	Male
Liam Scarlett	1	1	1	Male
Lincoln Jones	5	1	3	Male
Linda MacArthur Miele	2	1	2	Female
Lucy Merz	1	1	1	Female
Luis Dominguez	1	1	1	Male
Luis Dominguez based on Nels Jorgensen	1	1	1	Male
Lydia Roberts Coco	2	1	1	Female
Lynn Parkerson	1	1	1	Female
Lynne Taylor-Corbett	3	2	2	Female
Ma Cong	5	2	5	Male
Madeline Cantarella Culp	1	1	1	Female
Madeline Kendall	2	1	2	Female
Makino Hayashi	2	2	2	Female
Marc Brew	1	1	1	Male
Margarita Armas	1	1	1	Female
Mariana Sobral	1	1	1	Female
Marie Chong	1	1	1	Female
Marika Brussel	3	3	3	Female
Marius Petipa w/ additional choreography by Sir Frederick Ashton	1	1	1	Male
Marius Petipa	5	8	10	Male
Marius Petipa and Lev Ivanov	1	1	1	Male
Marius Petipa, Alexander Gorsky	1	1	1	Male
Mark Morris	2	2	2	Male
Mark Roxey	4	1	5	Male
Martha Clarke	1	1	1	Female
Martha Graham	1	1	2	
Martin Fredmann, with additional choreography by Sandra Brown	1	1	1	Mixed/Other
Matthew Neenan	1	1	1	Male
Matthew Rushing	2	1	2	Male
Mauro Bigonzetti	1	1	2	Male
Meagan Helman	1	1	1	Female
Melissa Barak	1	1	1	Female
Melissa Bobick	1	1	1	Female
Melissa Gelfin De-Poli	1	1	1	Female
Mesa Burdick	1	1	1	Female
Michael Fothergill	1	1	1	Male
Michael Pappalardo	4	1	4	Male
Michael Pink	5	4	7	Male

Michael Smuin	2	1	2	Male
Michael Walters	2	2	2	Male
Michael Wells, Derion Loman	1	1	1	Male
Michel Fokine	1	2	2	Male
Michelle Manazanales	2	1	2	Female
Mikko Nissinen	1	1	1	Male
Monique Meunier	1	1	1	Female
Moscelyne ParkeHarrison	1	1	4	Female
Moses Pendleton	1	1	1	Male
Myles Thatcher	1	1	1	Male
Nacho Duato	2	2	2	Male
Nacho Duranto	1	1	1	Male
Nancy Paradis	1	1	1	Female
Nanine Linning	1	1	1	Female
Natrea Blake, Phillip Broomhead, Jorden Morris	1	1	1	Mixed/Other
Nayon Iovino	1	1	1	Male
Nell Shipman	1	1	1	Female
Nell Shipman, Jennifer Jones	1	1	1	Male
Nick Mullikin	1	1	1	Male
Nicolas Blanc	1	1	1	Male
Nicole Haskins, Colby Damon and Julia Feldman	1	1	1	Mixed/Other
Nicole Kelsch Marius Petipa	1	1	1	Mixed/Other
Nicolo Fonte	5	5	5	Male
Norbert De La Cruz III	1	1	1	Male
Osnel Delgado	1	1	1	Male
Pamela Robinson Harris, Peggy Dolkas	1	1	1	Female
Pasha Kambalov, Kristina Kambalov, Lev Ivanov, Marius Petipa	1	1	1	
Paul Mejia	1	1	2	Male
Paul Taylor	1	1	3	Male
Paul Vasterling	4	1	4	Male
Paul Vasterling, Mollie Sansone, Shabaz Ujima, Sidra Bell, and Windship Boyd	1	1	1	Mixed/Other
Penny Saunders	4	4	4	Female
Peter Anastos	1	1	1	Male
Peter Martins	2	2	2	Male
Peter Martins (after Petipa); The Garland Dance choreographed by Balanchine	1	1	1	Male
Peter Merz	1	1	1	Male
Phil Chan	1	1	1	Male
Phillip Otto	1	1	1	Male
Phyllis Papa	6	1	6	Female
Pontus Lidberg	1	1	1	Male
Price Suddarth	1	1	1	Male
"Principal Choreography: Robert Hill Additional Choreography: Jorden Morris, Phillip Broomhead, Lisa Thorn Vinzant"	1	1	1	Mixed/Other
Produced by Sara Clayborne & Emily Hartka with choreography by numerous artists and CB dancers	1	1	1	Mixed/Other
Rachel Harman	1	1	1	Female
Rainey Jarrell	1	1	1	Female
Ray Mercer	1	1	1	Male
Rebekah Burke	1	1	1	Female
Reece Conrad	1	1	1	Male
Remi Wörtmeyer	1	1	1	Female
Rena Butler	1	1	1	Female
Rene Daveluy	2	1	2	Male

Rex Wheeler	1	1	1	Male
Ricardo Amarante	1	1	1	Male
Ricardo Graziano	1	1	1	Male
Richard House	1	1	1	Male
Richard Walters	2	1	2	Male
Risa Kaplowitz, Dierdre Miles Burger, Christopher Hird, Lindsay Fishcher, Addult Manzano	1	1	1	Mixed/Other
Robert Battle	1	1	2	Male
Robert Curran (after Arthur Saint-Léon, Marius Petipa, and Dame Ninette De Valois)	1	1	1	Mixed
Robert Garland	1	1	1	Male
Robert Weiss	4	1	4	Male
Roberto Forleo	1	1	1	Male
Robin Dekkers	1	1	1	Male
Robin Dekkers, Benjamin Freemantle, and Ben Tarquin.	1	1	1	Male
Rodney Gustafson	2	1	2	Male
Rodney Gustafson and Kassandra Taylor Newberry	1	1	1	Mixed/Other
Roger Van Fleteren	2	1	2	Male
Roger Van Fleteren after Saint-Leon	1	1	1	Male
Ronald Hynd	1	1	1	Male
Rudolf Nureyev	1	1	1	Male
Ruth Sherman	1	1	1	Female
Ryan Jolicoeur-Nye	6	1	2	Male
Salvatore Aiello	1	1	2	Male
Samantha Collen after Mikahil Fokine	1	1	1	Mixed/Other
Samuel Hobbs	1	1	1	Male
Samuel Kurkjian	3	1	1	Male
Sara Clayborne	2	1	2	Female
Sara Stewart Schumann	1	1	1	Female
Sarma Lapeniek Rosenber	1	1	1	Female
Sean Kelly	1	1	1	Male
Septime Webre	4	4	4	Male
Seyong Kim	1	1	1	Male
Shannon Alvis	1	1	1	Female
Sidra Bell	1	1	1	Female
Silas Farley	2	2	2	Male
Simone Cuttito	1	1	1	Female
Sir Frederick Ashton	6	1	4	Male
Sir Kenneth MacMillan	1	1	1	Male
Sir Robert Cohan	1	1	1	Male
Sokvannara Sar	1	1	1	Male
Sophie Powell	1	1	1	Female
Southwest Virginia Ballet and Pedro Szalay	1	1	1	Male
Stanton Welch	8	3	8	Male
Stephanie Dettallas	3	1	3	Female
Stephanie Martinez	3	3	3	Female
Stephanie Rae Williams	1	1	1	Female
Stephen Galloway	1	1	1	Male
Stephen Mills	5	1	5	Male
Steven McMahon	2	1	2	Male
Bernard Gaddis	1	1	1	Male
Stoner Winslett	1	1	1	Female
Suzanne Haag	2	1	2	Female
Suzanne Lownsbury	1	1	1	Female
Tania Perez-Salas	1	1	1	Female

Taylor Carrasco	1	1	1	Male
Terrance Henderson	1	1	1	Male
Terrence S. Orr	1	1	1	Male
Thordal Christensen, Colleen Neary	1	1	1	Mixed/Other
Tiffany Rea-Fisher	1	1	1	Female
Timothy O'Donnell	1	1	1	Male
Tom Mattingly	1	1	1	Male
Toni Pimble	4	1	4	Female
Tony Williams	1	1	1	Male
Tracy Tritz	1	1	1	Female
Trey McIntyre	3	3	3	Male
Troy Schumacher	1	1	1	Male
Twyla Tharp	4	4	8	Female
Ulysses Dove	1	1	0	Male
Ephrat Asherie	1	1	1	Male
Val Caniparoli	7	9	9	Male
Val Caniparoli, Ma Cong	1	1	1	Male
Vanessa Thiessen	1	1	1	Male
Vicente Nebrada	1	1	1	Female
Victoria Lyras	1	1	1	Male
Victoria Lyras	3	1	3	Female
Victoria Lyras & Robert Rodham	1	1	2	Mixed/Other
Victoria Morgan	1	1	1	Female
Viki Psihoyos	1	1	1	Female
Viktor Plotnikov	2	1	2	Male
Vladimir Issav	4	1	3	Male
Willaim Soleau	2	1	2	Male
Willam Christensen	1	1	1	Male
William Ervin	1	1	1	Male
William Forsythe	7	5	5	Male
William Robinson	1	1	1	Male
Xina	1	1	1	Female
Yanis Pikeris	2	1	2	Male
Yanis Pikeris, David Palmer	1	1	1	Male
Yoshiaki Nakano	1	1	1	Male
Yuka Oishi	1	1	1	Female
Yuri Possikhov	6	4	6	Male
Yury Yanowsky	4	2	4	Male
Yusha-Maire Sorzano	2	2	2	Female
Yves de Bouteillier	1	1	1	Male
Zachary Kapeluck	1	1	1	Male
Zalman Raffael	2	1	2	Male
Zalman Raffael after Robert Weiss	1	1	1	Male