

Dance Data Project® Data Byte

Full-Length World and United States Premieres 2018–2023



This is Dance Data Project®'s (DDP) first Data Byte examining full-length world and United States premieres between 2018 and 2023 by the **Largest 50** companies based on financial expenditure from FY 2020. Opportunities to create and stage full-length works for companies are important milestones in choreographers' careers, as they require a large investment of company resources such as money, time with dancers, costumes, sets, and other creative team members. In a recent interview with the Washington Post, Susan Jaffe, the new Artistic Director for American Ballet Theatre, discussed bringing female choreographers to ABT to create new full-length works, addressing the lack of opportunities for women: *"I do have women in the pipeline choreographing short works and full-length works, who are contracted...rest assured, you're going to see full-length ballets by women"* ([The Washington Post](#)).

For this report, DDP distinguishes between full-length world premieres and full-length U.S. premieres. DDP defines a full-length work as a work that comprises an entire evening and was presented alone. World premiere works are works that were presented for the very first time in a respective year. United States premieres are

works that made their world premiere in another country, but were presented for the first time in the United States (e.g., *Like Water for Chocolate*'s world premiere was in London, England by the Royal Ballet but will be presented in the U.S. for the first time by American Ballet Theatre in March 2023). Full-length world and U.S. premieres for 2023 include announced works that are yet to be presented as of February 2023.

Due to public health restrictions from the COVID-19 pandemic, many companies were unable to present live works and instead opted to present works virtually. NB: Virtual dance works and films were excluded from this Data Byte and will be presented in a future report.

Between 2018 and 2023, 78 full-length world premieres were commissioned by the **Largest 50** companies. 14 (18%) were choreographed by women, 60 (77%) were choreographed by men, and 4 (5%) were choreographed by teams of co-choreographers of both men and women. These findings highlight the lack of opportunities for women to create new full-length works - women are "siloe'd" into mixed repertoire pieces, or one-off pieces as part of a special event such as a gala. Gender distribution of full-length world premieres by year are described in the table on page 2.

More women were commissioned to choreograph full-length premiere works in 2022 than in years prior. In 2022, there were 5 new works by women indicating a positive trend in increased opportunities for women.

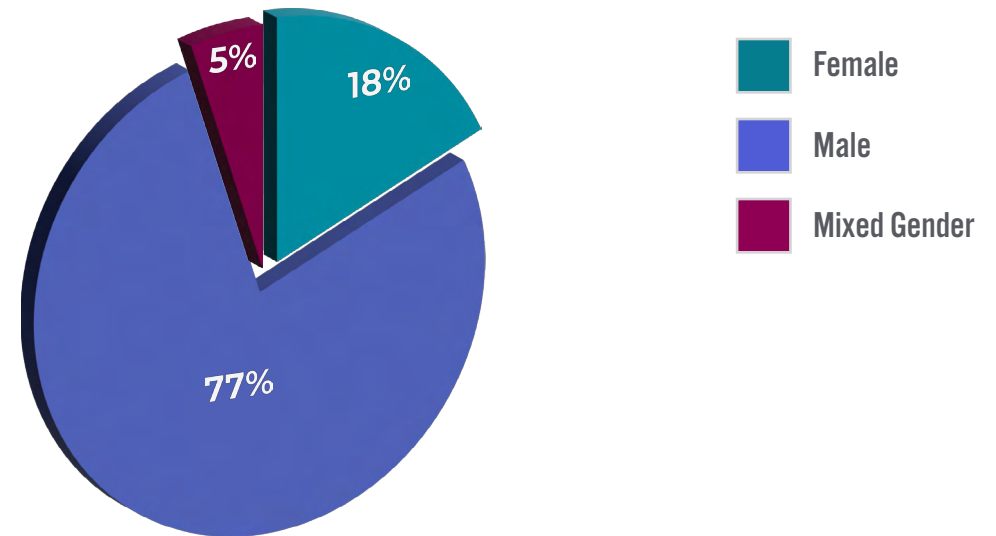
Ten companies from the **Largest 50** (20% of companies) commissioned full-length world premieres by women between 2018 and 2023. These include Philadelphia Ballet, Ballet West, Pittsburgh Ballet Theatre, Ballet Austin, Ballet Hispánico, Grand Rapids Ballet, Los Angeles Ballet, BalletX, Eugene Ballet, and Ballet San Antonio. Eugene Ballet presented the largest number of female-choreographed full-length premiere works (three world premieres total). Ballet West and Philadelphia Ballet's second companies both presented two world premieres choreographed by women.

Between 2018 and 2023, 7 full-length works were presented in the United States for the first time; two were choreographed by women and five by men. Female-choreographed U.S. premieres were commissioned by Tulsa Ballet, and co-commissioned by American Ballet Theatre and Joffrey Ballet.

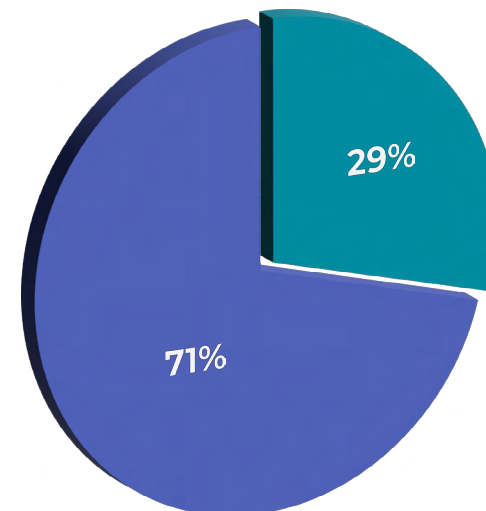
Full-Length World & U.S. Premieres 2018-2023 Overview

Year	Female Works	Male Works	Mixed Gender Works
<i>Full-Length World Premieres</i>			
2018	3 (16%)	14 (74%)	2 (10%) (2 female; 3 male)
2019	3 (14%)	18 (86%)	0
2020	0	4 (100%)	0
2021	1 (25%)	3 (75%)	0
2022	5 (28%)	12 (67%)	1 (5%) (1 female; 3 male)
2023	2 (17%)	9 (75%)	1 (8%) (3 female; 3 male)
Total:	14 (18%)	60 (77%)	4 (5%) (6 female, 9 male)
<i>Full-Length U.S. Premieres</i>			
Total: (2018- 2023):	2 (29%)	5 (71%)	0

Full-Length World Premieres 2018-2023

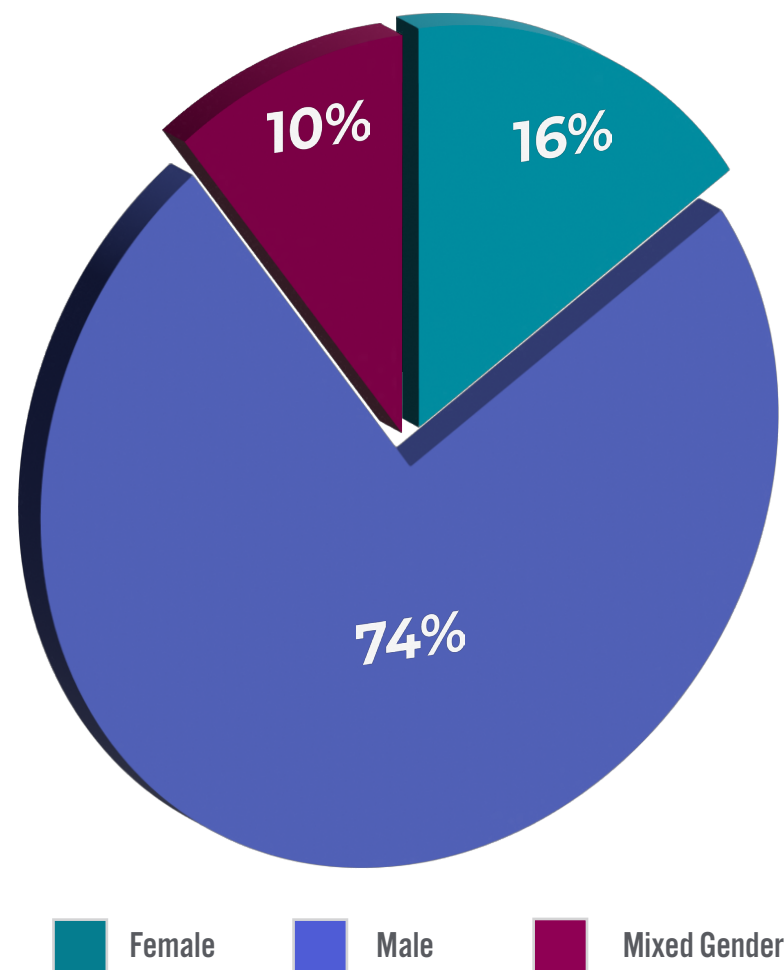


Full-Length U.S. Premieres 2018-2023



Full-Length World Premieres 2018

Year	Company	Work Title	Choreographer	Gender
2018	American Ballet Theatre	Harlequinade	Marius Petipa, Alexei Ratmansky	Male
	Philadelphia Ballet ¹	Prince Charming	Samantha Dunster	Female
	Atlanta Ballet	The Nutcracker	Yuri Possokhov	Male
	The Washington Ballet	Sleeping Beauty	Julie Kent and Victor Barbee, after Marius Petipa	Mixed
	Kansas City Ballet	Peter Pan	Devon Carney	Male
	Kansas City Ballet	The Wizard of Oz	Septime Webre	Male
	Ballet Arizona	Eroica	Ib Andersen	Male
	Ballet Arizona	The Firebird	Ib Andersen	Male
	Ballet Austin	Exit Wounds	Stephen Mills	Male
	Milwaukee Ballet	Beauty and the Beast	Michael Pink	Male
	BalletMet	Giselle	Edwaard Liang	Male
	Alonzo King LINES Ballet	Sutra	Alonzo King	Male
	Louisville Ballet	Romeo + Juliet	Adam Hougland	Male
	Nevada Ballet Theatre	Dracula	Ben Stevenson	Male
	Oklahoma City Ballet	The Little Mermaid	Robert Mills	Male
	Grand Rapids Ballet	The Happy Prince & Other Wilde Tales	Penny Saunders	Female
	Eugene Ballet	Peer Gynt	Toni Pimble	Female
	Ballet Magnificat!	Snow Queen Returns	Kathy Thibodeaux and Jiri Sebastian Voborsky	Mixed
	Ballet San Antonio	Beauty and the Beast	Bruce Wells	Male

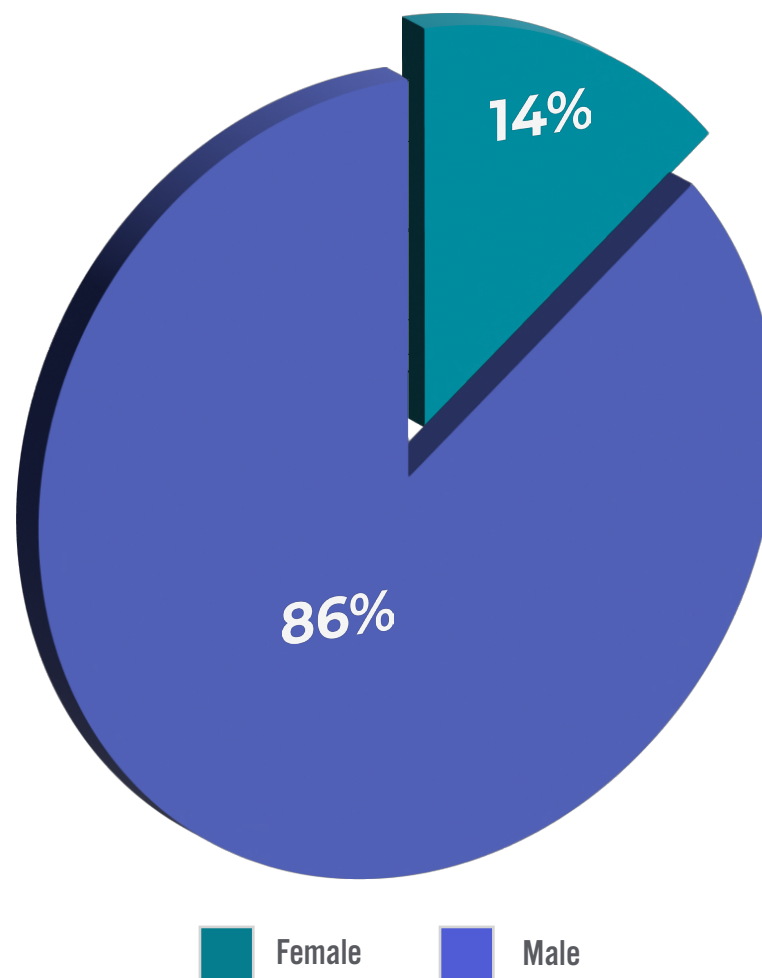


Counts: Male - 14; Female - 3; Mixed - 2 (2 female, 3 male)

¹ Performed by Philadelphia Ballet II

Full-Length World Premieres 2019

Year	Company	Work Title	Choreographer	Gender
2019	Houston Ballet	Sylvia	Stanton Welch AM	Male
	Joffrey Ballet ²	Anna Karenina	Yuri Possokhov	Male
	Philadelphia Ballet	Giselle	Angel Corella	Male
	Philadelphia Ballet ³	Fairy Rhymes	Samantha Dunster	Female
	Ballet West ⁴	Snow White	Pamela Robinson & Peggy Dolkas	Female
	Pittsburgh Ballet Theatre	The Great Gatsby	Jorden Morris	Male
	Kansas City Ballet	Carmina Burana	Adam Houglund	Male
	Kansas City Ballet	A Play for Love	David Parsons	Male
	Kansas City Ballet	Romeo and Juliet	Devon Carney	Male
	Ballet Austin	Grimm Tales	Stephen Mills	Male
	BalletMet	Don Quixote	Edwaard Liang	Male
	BalletMet	Cinderella	Edwaard Liang	Male
	BalletMet	Tributary	Edwaard Liang	Male
	Nashville Ballet	Lucy Negro Redux	Paul Vasterling	Male
	Tulsa Ballet	Tchaikovsky: The Man Behind the Music	Ma Cong	Male
	Orlando Ballet	Arcadian Broad's Wonderland: Mad Tales of the Hatter	Arcadian Broad	Male
	Carolina Ballet	Frankenstein	Zalman Raffael	Male
	American Repertory Ballet	Beauty and the Beast	Kirk Peterson	Male
	Aspen Santa Fe Ballet	Beautiful Decay	Nicolo Fonte	Male
	BalletX	The Little Prince	Annabelle Lopez Ochoa	Female
	Ballet Idaho	The Nutcracker	Peter Anastos	Male



Counts: Male - 18; Female - 3

² In collaboration with the Australian Ballet

³ Performed by Philadelphia Ballet II

⁴ Performed by Ballet West II

Full-Length World Premieres 2020 & 2021

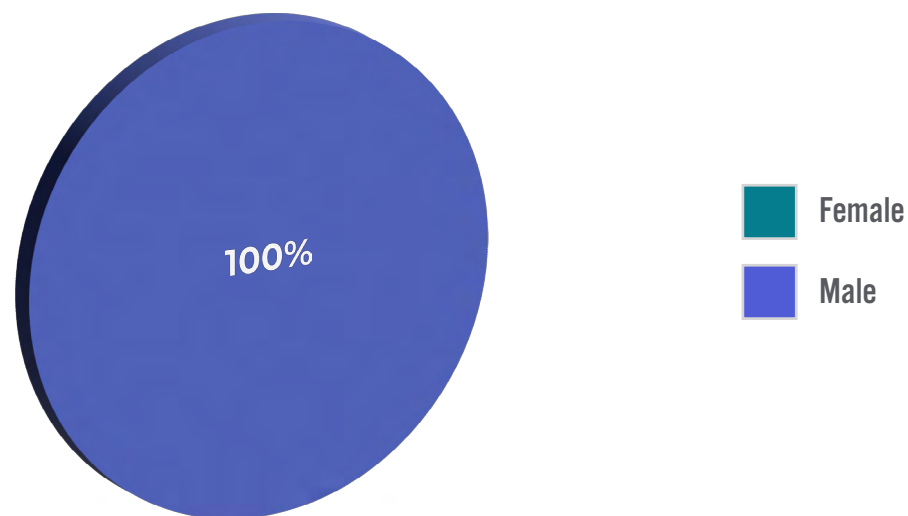
Year	Company	Work Title	Choreographer	Gender
2020	American Ballet Theatre	Of Love and Rage	Alexei Ratmansky	Male
	Philadelphia Ballet	La Bayadere	Angel Corella	Male
	BalletMet	Alice	Edwaard Liang	Male
	Orlando Ballet	The Sleeping Beauty	Robert Hill	Male

Counts: Male - 4

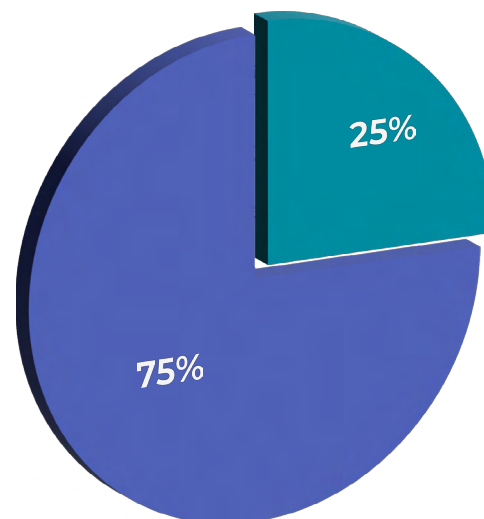
Year	Company	Work Title	Choreographer	Gender
2021	Ballet West ⁵	The Glass Slipper	Pamela Robinson-Harris	Female
	Texas Ballet Theater	A Midsummer Night's Dream	Ben Stevenson	Male
	Ballet Arizona	The Four Seasons	Ib Andersen	Male
	Tulsa Ballet	The Nutcracker	Val Caniparoli, Ma Cong	Male

Counts: Male - 3; Female - 1

Full-Length World Premieres 2020



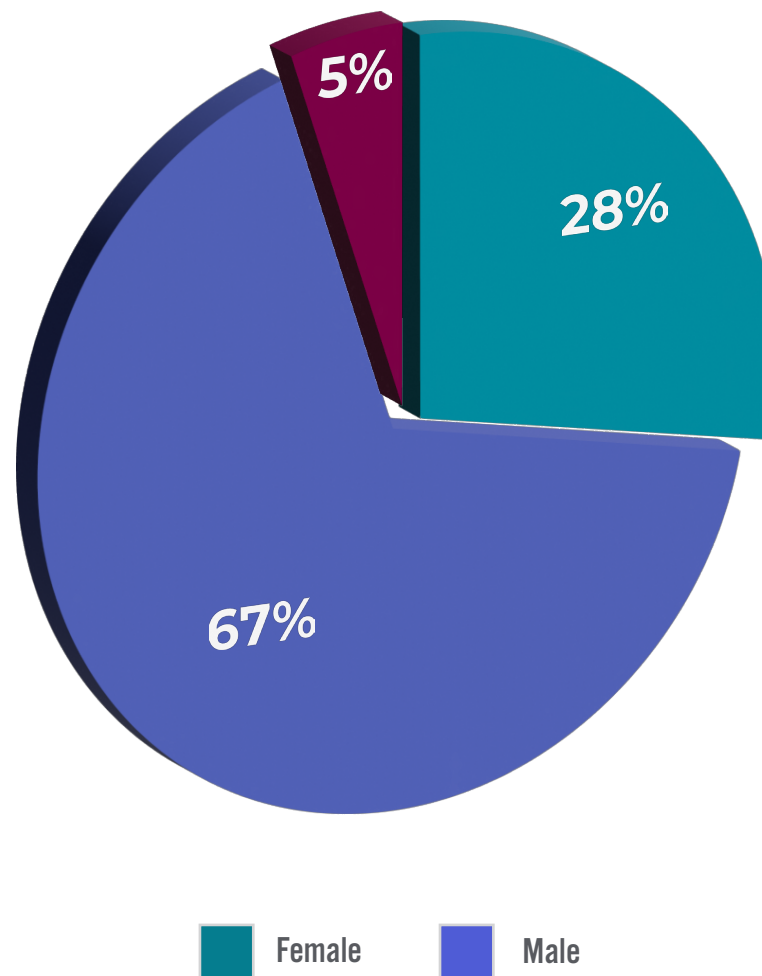
Full-Length World Premieres 2021



⁵ Hybrid performance by Ballet West II

Full-Length World Premieres 2022

Year	Company	Work Title	Choreographer	Gender
2022	The Washington Ballet	Swan Lake	Julie Kent, Lev Ivnaov, Victor Barbee, Marius Petipa	Mixed
	Pittsburgh Ballet Theatre	Swan Lake	Susan Jaffe	Female
	Texas Ballet Theater	Cirque du Ballet	Ben Stevenson	Male
	Ballet Arizona	Cinderella	Ib Andersen	Male
	Ballet Arizona	Juan Gabriel	Ib Andersen	Male
	Ballet Austin ⁶	Maria and the Mouse Deer	Alexa Capareda	Female
	Charlotte Ballet	Sleeping Beauty	Matthew Hart	Male
	Ballet Hispánico	Doña Perón	Annabelle Lopez Ochoa	Female
	The Sarasota Ballet	The Comedy of Errors	David Bintley	Male
	Carolina Ballet	Snow White	Zalman Raffael	Male
	Alonzo King LINES Ballet	Deep River	Alonzo King	Male
	Louisville Ballet	Sleeping Beauty	Adam Hougland	Male
	Ballet Memphis	Dracula	Steven McMahon	Male
	Oklahoma City Ballet	The Sleeping Beauty	Ryan Jolicoeur-Nye & Marius Petipa	Male
	Oklahoma City Ballet	The Nutcracker	Ryan Jolicoeur-Nye	Male
	American Repertory Ballet	A Midsummer Night's Dream	Ethan Stiefel	Male
	Eugene Ballet	Taming of the Shrew	Toni Pimble	Female
	Ballet San Antonio	Cinderella	Conny Mathot	Female

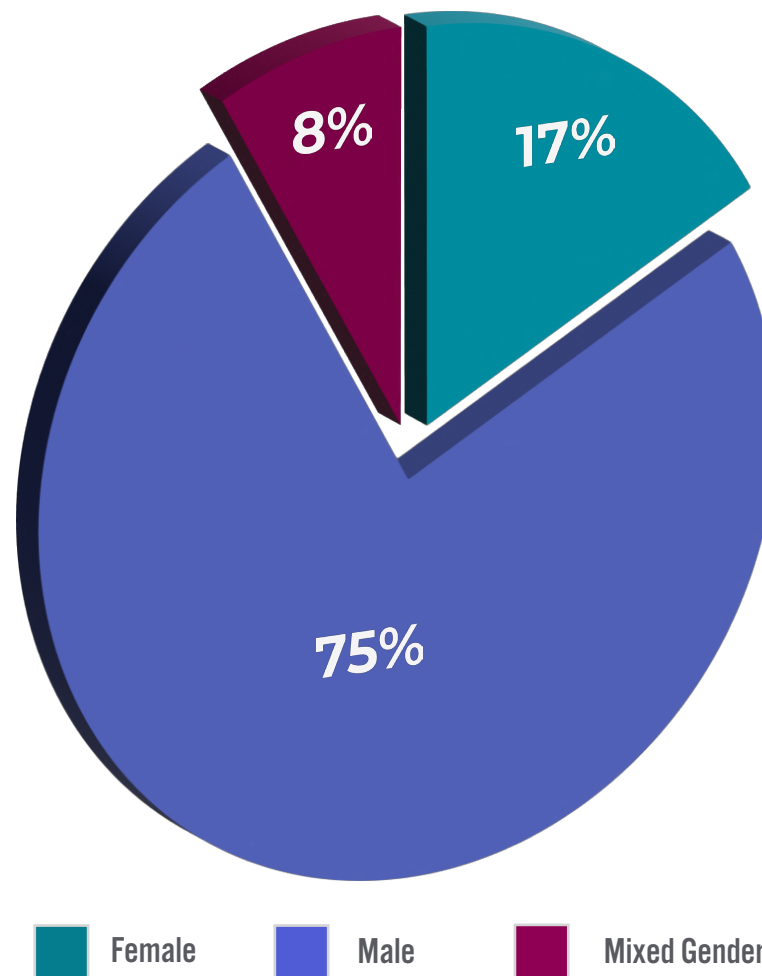


Counts: Male - 12; Female - 5; Mixed - 1 (1 female, 3 male)

Full-Length World Premieres 2023

Year	Company	Work Title	Choreographer	Gender
2023	New York City Ballet	Copland Dance Episodes ⁷	Justin Peck	Male
	Philadelphia Ballet	Coppelia ⁸	Angel Corella	Male
	Ballet Arizona	The Rite of Spring ⁹	Ib Andersen	Male
	Charlotte Ballet	Peter Pan ¹⁰	Christopher Stuart	Male
	Nashville Ballet	Attitude: Anthology ¹¹	Paul Vasterling, with additional choreography by Mollie Sansone, Shabaz Ujima, Aeron Buchanan, Sidra Bell, Windship Boyd	Mixed
	Tulsa Ballet	Cinderella ¹²	Andrew McNicol	Male
	Carolina Ballet	Orpheus & Eurydice ¹³	Robert Weiss	Male
	Oklahoma City Ballet	Cinderella ¹⁴	Ryan Jolicoeur-Nye	Male
	Los Angeles Ballet	Memoryhouse ¹⁵	Melissa Barak	Female
	BalletX	Sidd: A Hero's Journey ¹⁶	Nicolo Fonte	Male
	Sacramento Ballet	Swan Lake ¹⁷	Anthony Krutzkamp	Male
	Eugene Ballet	The Little Mermaid ¹⁸	Toni Pimble	Female

Counts: Male - 9; Female - 2; Mixed - 1 (3 male, 3 female)

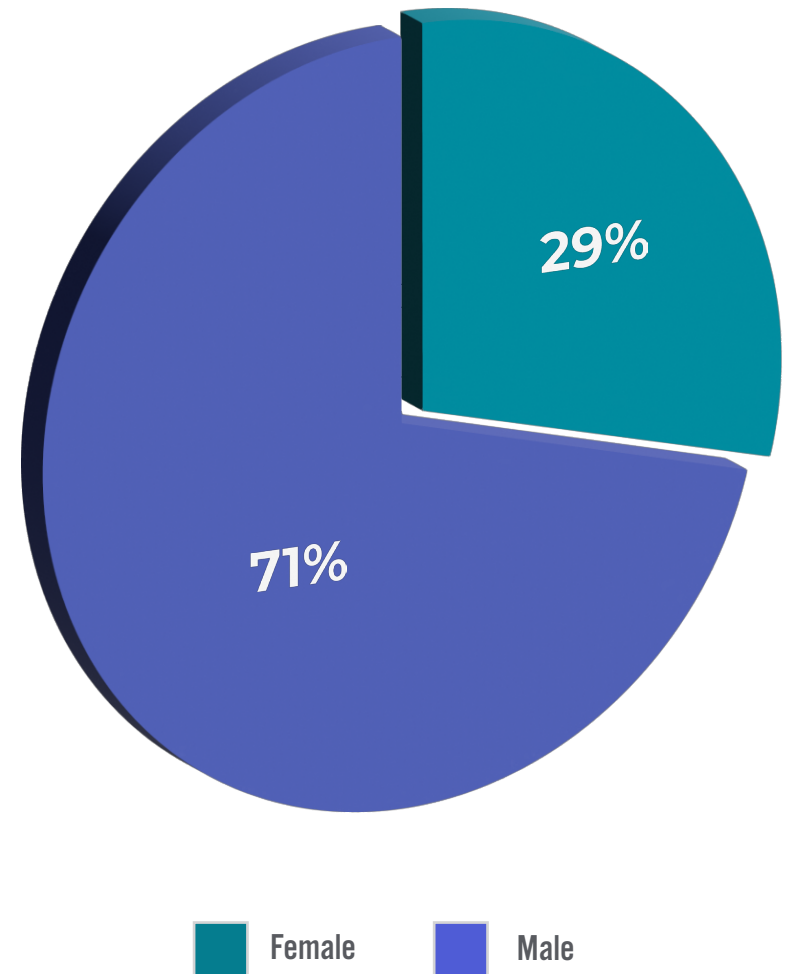


⁷ Premiered January 26, 2023
⁸ Premieres May 11, 2023
⁹ Premieres May 16, 2023
¹⁰ Premieres April 21, 2023
¹¹ Premiered February 10, 2023
¹² Premiered February 9, 2023
¹³ Premieres April 27, 2023
¹⁴ Premiered February 10, 2023
¹⁵ Premieres June 15, 2023
¹⁶ Premieres March 25, 2023
¹⁷ Premieres February 17, 2023
¹⁸ Premieres May 20, 2023

Full-Length U.S. Premieres 2018 - 2023

Year	Company	Work Title	Choreographer	Gender
2018	Joffrey Ballet	A Midsummer Night's Dream	Alexander Ekman	Male
	Oregon Ballet Theatre	Napoli	August Bournonville	Male
	Tulsa Ballet	Strictly Gershwin	Derek Deane	Male
2019	Co-commissioned by American Ballet Theatre and Joffrey Ballet	Jane Eyre	Cathy Marston	Female
2022	Miami City Ballet	Swan Lake	Alexei Ratmansky	Male
	Tulsa Ballet	Vendetta, A Mafia Story	Annabelle Lopez Ochoa	Female
2023	American Ballet Theatre	Like Water for Chocolate	Christopher Wheeldon	Male

Counts: Male - 5; Female -2



Full-Length World Premieres by Company*

*These counts do not include U.S. premieres.

Rank	Company	Female Works	Male Works	Mixed Gender Works
1	New York City Ballet	0	1	0
2	San Francisco Ballet	0	0	0
3	Alvin Ailey American Dance Theatre	0	0	0
4	Houston Ballet	0	1	0
5	Boston Ballet	0	0	0
6	American Ballet Theatre	0	2	0
7	Pacific Northwest Ballet	0	0	0
8	Miami City Ballet	0	0	0
9	Joffrey Ballet	0	1	0
10	Philadelphia Ballet	2	3	0
11	Ballet West	2	0	0
12	The Washington Ballet	0	0	2
13	Atlanta Ballet	0	1	0
14	Pittsburgh Ballet Theatre	1	1	0
15	Cincinnati Ballet	0	0	0
16	Kansas City Ballet	0	5	0
17	Colorado Ballet	0	0	0
18	Texas Ballet Theatre	0	2	0
19	Ballet Arizona	0	6	0
20	Ballet Austin	1	2	0
21	Oregon Ballet Theatre	0	0	0
22	Charlotte Ballet	0	2	0
23	Milwaukee Ballet	0	1	0
24	Ballet Hispánico	1	0	0
25	The Sarasota Ballet	0	1	0

Rank	Company	Female Works	Male Works	Mixed Gender Works
26	BalletMet	0	5	0
27	Richmond Ballet	0	0	0
28	Nashville Ballet	0	1	1
29	Tulsa Ballet	0	3	0
30	Orlando Ballet	0	2	0
31	Carolina Ballet	0	3	0
32	Dance Theatre of Harlem	0	0	0
33	Alonzo King LINES Ballet	0	2	0
34	Louisville Ballet	0	2	0
35	Ballet Memphis	0	1	0
36	Nevada Ballet Theatre	0	1	0
37	Oklahoma City Ballet	0	4	0
38	American Repertory Ballet	0	2	0
39	Aspen Santa Fe Ballet	0	1	0
40	Dallas Black Dance Theatre	0	0	0
41	Smuin Contemporary Ballet	0	0	0
42	Los Angeles Ballet	1	0	0
43	Grand Rapids Ballet	1	0	0
44	BalletX	1	1	0
45	Sacramento Ballet	0	1	0
46	Eugene Ballet	3	0	0
47	Ballet Idaho	0	1	0
48	The Alabama Ballet	0	0	0
49	Ballet Magnificat!	0	0	1
50	Ballet San Antonio	1	1	0

Limitations & Methodology

DDP obtained information from our longitudinal seasoning programming data, company websites, past press releases, social media, and news and media sources. Programming information is often removed from company websites at the season's end; therefore, DDP took multiple steps to ensure accuracy. First, collected information was reviewed by multiple researchers. Additionally, each company was contacted individually via email on January 31, 2023, to verify, add, or modify information by February 10, 2023. 38% of companies responded to our request to verify their information.

We extend our gratitude to the following companies who verified their information: Atlanta Ballet, Ballet Austin, BalletX, Charlotte Ballet, Cincinnati Ballet, Colorado Ballet, Dallas Black Dance Theatre, Eugene Ballet, Houston Ballet, Los Angeles Ballet, Louisville Ballet, Nashville Ballet, New York City Ballet, Orlando Ballet, Pacific Northwest Ballet, Philadelphia Ballet, Oklahoma City Ballet, Pittsburgh Ballet Theatre, Richmond Ballet.