



# The Largest Ballet & Classically Based Companies Leadership Report

OCTOBER 2023

## Report Summary

This is Dance Data Project® (DDP)'s fifth annual study examining the gender distribution of leadership at ballet and classically based companies in the United States. This is DDP's second iteration of the report examining the **Largest 150** companies. This report is the most comprehensive to date and represents a significant expansion in the depth of our analysis examining more critical leadership positions than ever before. Previously, DDP's Leadership Report only examined the gender distribution of Artistic and Executive Directors, and Associate/Assistant Artistic Directors; this year's report has expanded to include Heads of Schools, Heads of Second Companies, and Rehearsal Directors. The gender distribution of resident choreographers were previously examined in the [Global Resident Choreographers 2023 Data Byte](#).

The sample of companies examined in this report comes from DDP's [Largest Ballet & Classically Based Companies](#) report which ranks the **Largest 150** companies based on FY 2021 expenditures. In fiscal year 2021, the **Largest 150** companies operated with a combined total expenditure of \$441,886,534. The **Largest 50** (companies #1-50) companies operated with a total aggregate expenditure of \$391,881,659 representing 88.68% of expenditures among the **Largest 150**, whereas the **Next 50** (companies #51-100) operated with \$37,537,748 (8.49% of the **Largest 150**), and the **Additional 50** (companies #101-150) operated with \$12,467,127 (2.82% of the **Largest 150**).

Past iterations of this examined artistic and executive director compensation, which will be examined in greater detail in the October 2023 Artistic & Executive Compensation Report.

## The Report's key findings include:

1. Of the 153 Artistic Directors at the **Largest 150** companies, 66 are women (43.1%), 86 are men (56.2%), and 1 is gender expansive (0.7%).
  - Within the **Largest 50** there are 13 female (24.5%) and 38 (74.5%) male Artistic Directors.
  - Within the **Next 50** there are 27 female (54.0%), 23 male (46.0%), and 1 gender expansive (2.0%) Artistic Directors.
  - Within the **Additional 50** there are 26 female (51.0%) and 25 male (49.0%) Artistic Directors.

The gender distribution of Artistic Directors among the **Largest 50** companies has remained relatively unchanged between 2018 and 2023. Artistic leadership continues to be more equitable among the **Next** and **Additional 50** companies in comparison to the **Largest 50**.

2. As of September 2023, there are 4 female Artistic Directors within the **Largest 10**. The number of female Artistic Directors within the **Largest 10** has doubled since 2022 and increased fourfold since 2021. Between 2020 and 2021, there was only one female Artistic Director within the **Largest 10** companies. This marks significant progress in opportunities for women at these prestigious, well-resourced organizations in the United States.
3. There are 5 female Artistic Directors leading companies within the **Largest 25**. However, 4 of these Artistic Directors are leading companies ranked #1-10, meaning there is only one female Artistic Director within companies ranked #11-25.

4. Of the 115 Executive Directors at the **Largest 150** companies, 68 are women (59.1%) and 47 are men (40.9%).
  - Within the **Largest 50** there are 23 female (48.9%) and 24 male (51.1%) Executive Directors.
  - Within the **Next 50** there are 25 female (58.1%) and 18 male (41.9%) Executive Directors.
  - Within the **Additional 50** there are 20 female (80.0%) and 5 male (20.0%) Executive Directors.

The gender distribution of Executive Directors continues to be more equitable in comparison to Artistic Leadership - a trend that has been consistent since 2018.
5. Within the **Largest 150** companies, there are more women holding the positions of Assistant/ Associate Artistic Directors (30 women, 63.8%), Heads of Schools (81 women, 76.4%), and Rehearsal Directors (62 women, 59.0%). Men hold more Heads of Second Company positions than women (13 men, 56.5%).

### The Report includes the following sections:

- I. Gender Distribution of:
    - A. Artistic Directors
    - B. Executive Directors/CEOs
    - C. Associate/Assistant Artistic Directors
    - D. Heads of Schools
    - E. Heads of Second Companies
    - F. Rehearsal Directors
  - II. Year-Over-Year Comparisons
  - III. Operational Definitions, Methods, and Limitations
- Appendix A:** The Largest 150 U.S. Ballet Companies - Largest 50, Next 50, and Additional 50

# Section I

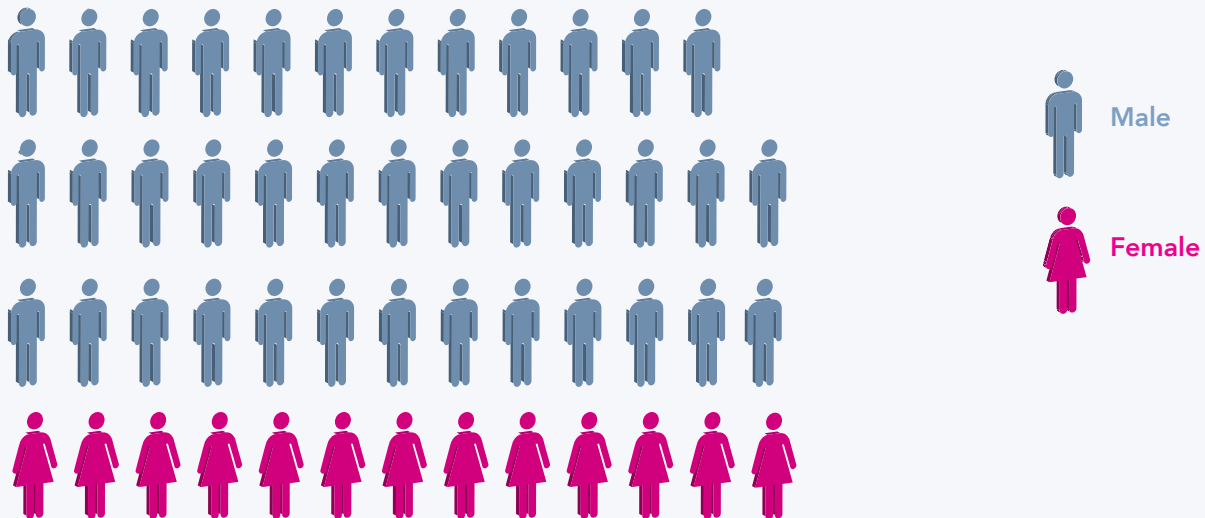
## Gender Distribution of Ballet Leadership

### Section IA: Gender Distribution of Artistic Directors

This section provides an overview of the gender distribution of Artistic Directors using the most recent available data and reflects current leadership. Data was recorded as of September 2023.

Among the **Largest 50** U.S. ballet companies, there are 13 female and 38 male Artistic Directors  
24.5% Female | 74.5% Male

#### Gender Distribution of Artistic Directors Largest 50 U.S. ballet companies



In the **Largest 10**, there are 4 female and 7 male Artistic Directors  
36.4% Female | 63.6% Male

In the **Largest 25**, there are 5 female and 21 male Artistic Directors  
19.2% Female | 80.8% Male

In the **Next 50**, there are 27 female, 23 male, and 1 gender expansive Artistic Directors  
52.9% Female | 45.1% Male | 2.0% Gender Expansive

In the **Additional 50**, there are 26 female and 25 male Artistic Directors  
51.0% Female | 49.0% Male

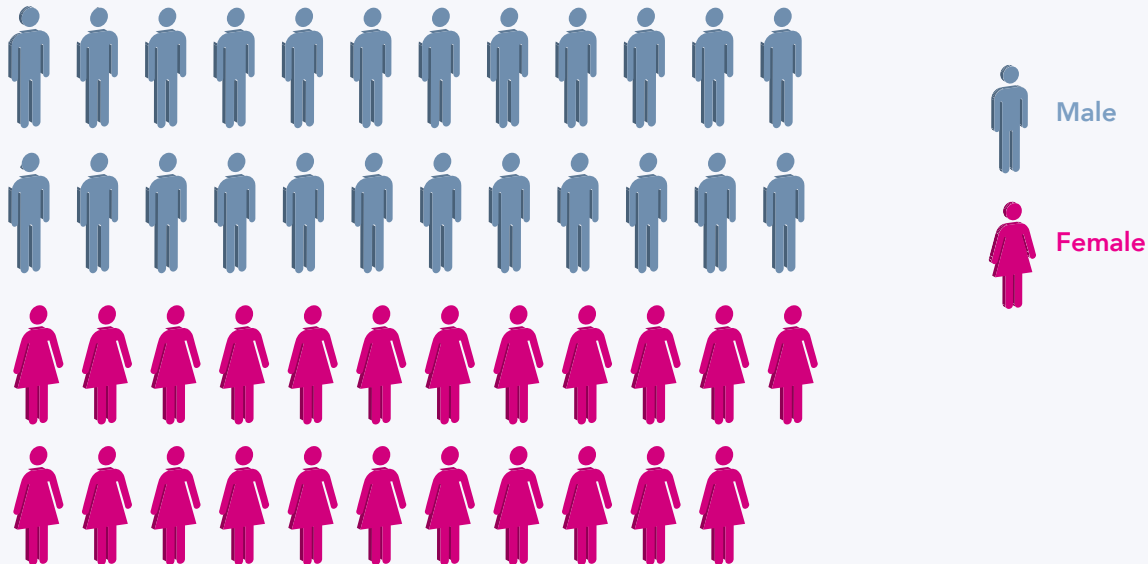
Overall, in the **Largest 150** companies, there are 66 female, 86 male, and 1 gender expansive Artistic Directors  
43.1% Female | 56.2% Male | 0.7% Gender Expansive

## Section IB: Gender Distribution of Executive Directors

This section provides an overview of the gender distribution of Executive Directors using the most recent available data and reflects current leadership. Data was recorded as of September 2023.

Among the **Largest 50** U.S. ballet companies, there are  
23 female and 24 male Executive Directors  
48.9% Female | 51.1% Male

### Gender Distribution of Executive Directors Largest 50 U.S. ballet companies



In the **Largest 10**, there are 4 female and 6 male Executive Directors  
40.0% Female | 60.0% Male

In the **Largest 25**, there are 11 female and 14 male Executive Directors  
44.0% Female | 56.0% Male

In the **Next 50**, there are 25 female and 18 male Executive Directors  
58.1% Female | 41.9% Male

In the **Additional 50**, there are 20 female and 5 male Executive Directors  
80.0% Female | 20.0% Male


Overall, in the **Largest 150** companies, there are 68 female and 47 male Executive Directors  
59.1% Female | 40.9% Male

## Section IC: Gender Distribution of Associate/Assistant Artistic Directors

This section provides an overview of the gender distribution of Assistant/Associate Artistic Directors using the most recent available data and reflects current leadership. Data was recorded as of September 2023.

Among the **Largest 50** U.S. ballet companies, there are 10 female and 11 male Associate/Assistant Artistic Directors  
52.4% Female | 47.6% Male

### Gender Distribution of Executive Directors Largest 50 U.S. ballet companies



In the **Largest 10**, there are 2 female and 4 male Associate/Assistant Artistic Directors  
33.3% Female | 66.7% Male

In the **Largest 25**, there are 6 female and 6 male Associate/Assistant Artistic Directors  
50.0% Female | 50.0% Male

In the **Next 50**, there are 10 female and 4 male Associate/Assistant Artistic Directors  
71.4% Female | 28.6% Male

In the **Additional 50**, there are 9 female and 3 male Associate/Assistant Artistic Directors  
75.0% Female | 25.0% Male

Overall, among the **Largest 150** companies, there are 30 female and 17 male Associate/Assistant Artistic Directors  
63.8% Female | 35.2% Male

## Section ID: Gender Distribution of Heads of Schools

New to this year's report is the inclusion of Heads of Schools. This section provides an overview of the gender distribution of Heads of Schools using the most recent available data and reflects current leadership. Data was recorded as of September 2023.

Among the **Largest 50** U.S. ballet companies, there are  
35 female and 11 male Heads of Schools  
76.1% Female | 23.9% Male

### Gender Distribution of Executive Directors Largest 50 U.S. ballet companies



In the **Largest 10**, there are 8 female and 3 male Heads of Schools  
72.7% Female | 27.3% Male

In the **Largest 25**, there are 18 female and 8 male Heads of Schools  
69.2% Female | 30.8% Male

In the **Next 50**, there are 31 female and 8 male Heads of Schools  
79.2% Female | 20.5% Male

In the **Additional 50**, there are 15 female and 6 male Heads of Schools  
71.4% Female | 28.6% Male


Overall, in the **Largest 150** companies, there are 81 female and 25 male Heads of Schools  
76.4% Female | 23.6% Male

## Section IE: Gender Distribution of Heads of Second Companies

New to this year's report is the inclusion of Heads of Second Companies. This section provides an overview of the gender distribution of Heads of Second Companies using the most recent available data and reflects current leadership. Data was recorded as of September 2023.

Among the **Largest 50** U.S. ballet companies, there are  
6 female and 18 male Heads of Second Companies  
33.3% Female | 66.7% Male

### Gender Distribution of Executive Directors Largest 50 U.S. ballet companies



In the **Largest 10**, there are 1 female and 3 male Heads of Second Companies  
25.0% Female | 75.0% Male

In the **Largest 25**, there are 2 female and 8 male Heads of Second Companies  
20.0% Female | 80.0% Male

In the **Next 50**, there are 4 female and 1 male Heads of Second Companies  
54.0% Female | 46.0% Male | 2.0% Gender Expansive

There are no Heads of Second Companies within the **Additional 50**

Overall, in the **Largest 100** companies, there are 10 female and 13 male Heads of Second Companies  
43.5% Female | 56.5% Male



## Section IF: Gender Distribution of Rehearsal Directors

New to this year's report is the inclusion of Rehearsal Directors. This section provides an overview of the gender distribution of Rehearsal Directors using the most recent available data and reflects current leadership. Data was recorded as of September 2023.

Among the **Largest 50** U.S. ballet companies, there are  
43 female and 36 male Rehearsal Directors  
54.4% Female | 45.6% Male

### Gender Distribution of Artistic Directors Largest 50 U.S. ballet companies



In the **Largest 10**, there are 21 female and 15 male Rehearsal Directors  
58.3% Female | 41.7% Male

In the **Largest 25**, there are 30 female and 28 male Rehearsal Directors  
51.7% Female | 48.3% Male

In the **Next 50**, there are 10 female and 6 male Rehearsal Directors  
62.5% Female | 37.5% Male

In the **Additional 50**, there are 9 female and 2 male Rehearsal Directors  
81.8% Female | 18.2% Male

Overall, in the **Largest 150** companies, there are 62 female and 43 male Rehearsal Directors  
59.0% Female | 41.0% Male

## Section II: Year-Over-Year Comparisons

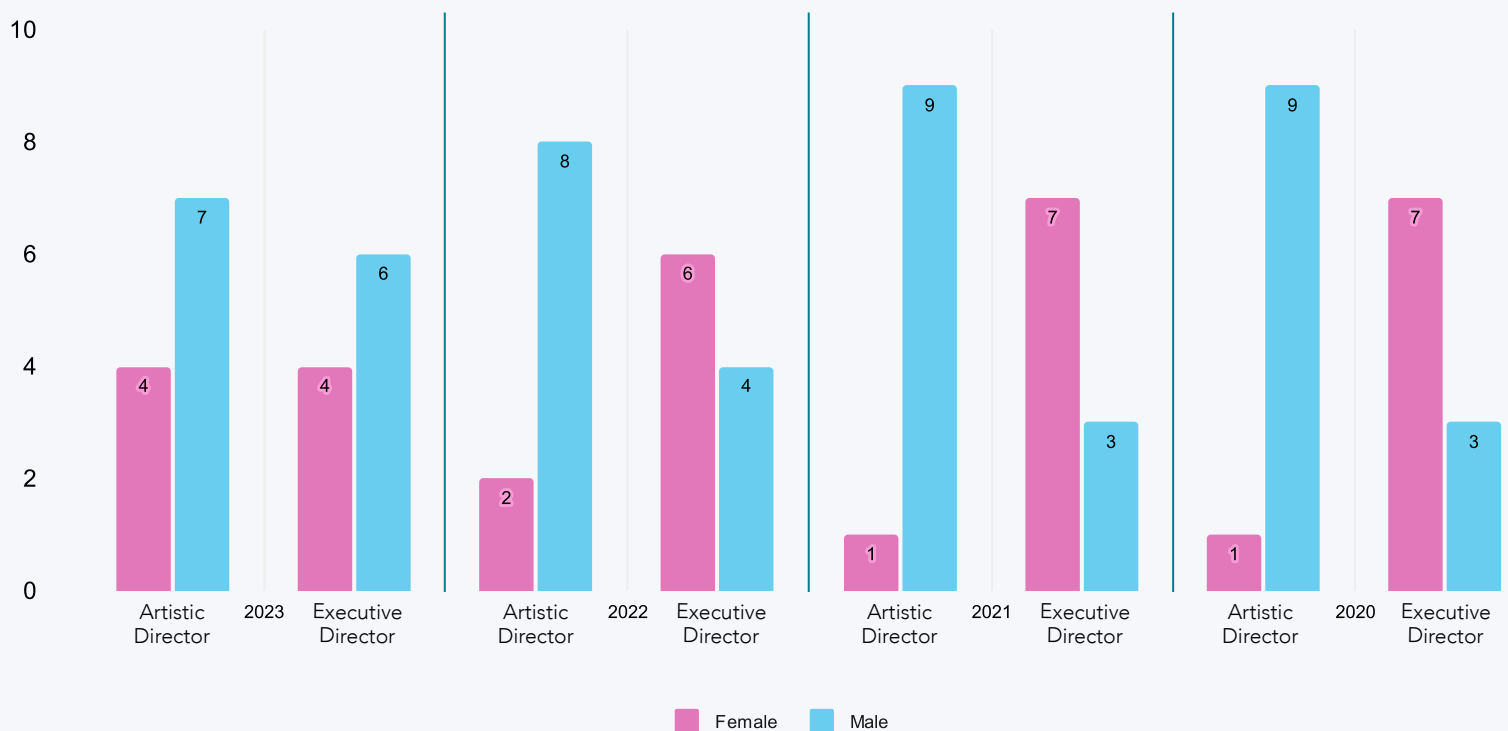
The following section outlines Year-Over-Year comparisons in the number of Artistic Directors and Executive Directors to provide longitudinal information on the gender distribution of these key leadership positions. Comparisons are made for companies within the Largest 10, Largest 25, Largest 50, Next 50, and Additional 50.

### Largest 10

The number of female Artistic Directors within the Largest 10 has doubled from 2022, and increased fourfold since 2020. This marks significant progress in opportunities for women at these well-resourced organizations in the United States.

However, there has been a disappointing decline in the number of women holding executive director positions. In 2020, there were seven female Executive Directors, and as of 2023, there are only four. Men now hold more executive director positions than women.

### NUMBER OF ARTISTIC AND EXECUTIVE DIRECTORS BY GENDER Largest 10 Year-Over-Year Comparison

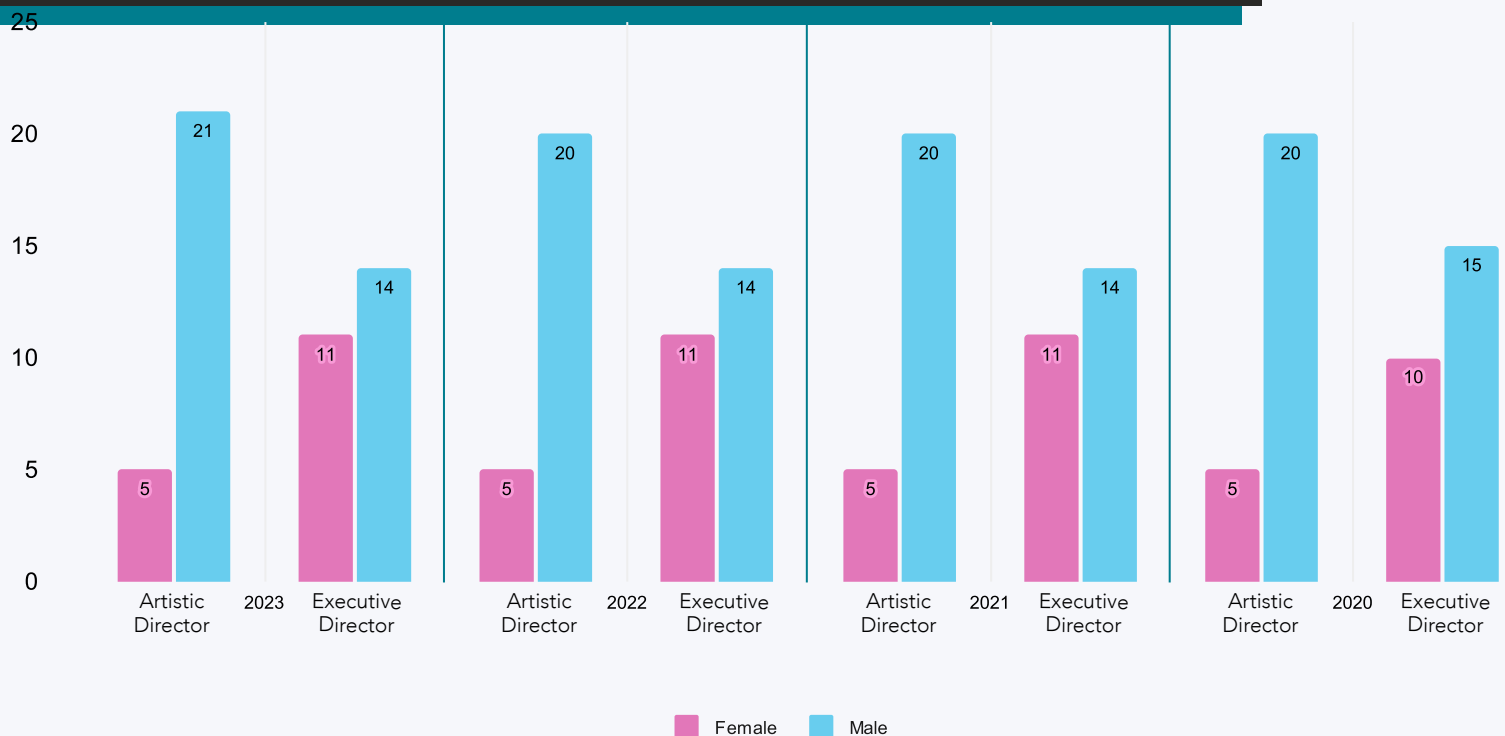


## Largest 25

The gender distribution in Artistic Director and Executive Director positions among the Largest 25 has remained relatively consistent between 2020 and 2023, with men holding a greater number of these roles than women. However, the gender distribution of executive directors is more equitably distributed in comparison to Artistic Directors.

Of note, 4 of the Artistic Director positions held by women are within the Largest 10, and only 1 are held by women in companies ranked #11-25<sup>1</sup>. This underscores the need for increased artistic leadership opportunities for women across the board.

### NUMBER OF ARTISTIC AND EXECUTIVE DIRECTORS BY GENDER Largest 25 Year-Over-Year Comparison



<sup>1</sup> Looking specifically at companies ranked #11-25, there were 3 female Artistic Directors in 2022. In 2021 and 2020, there were 4 female Artistic Directors among these companies.

## Largest 50

Between 2022 and 2023, the number of female Artistic Directors decreased within the Largest 50 companies. Men continue to hold more than twice as many Artistic Director positions in comparison to women - an ongoing trend since 2018.

The gender distribution of executive directors is more equitable in comparison to Artistic Directors. However, from 2022 to 2023, the number of female Artistic Directors decreased, and for the first time since 2018, there are more men holding executive director positions than women.

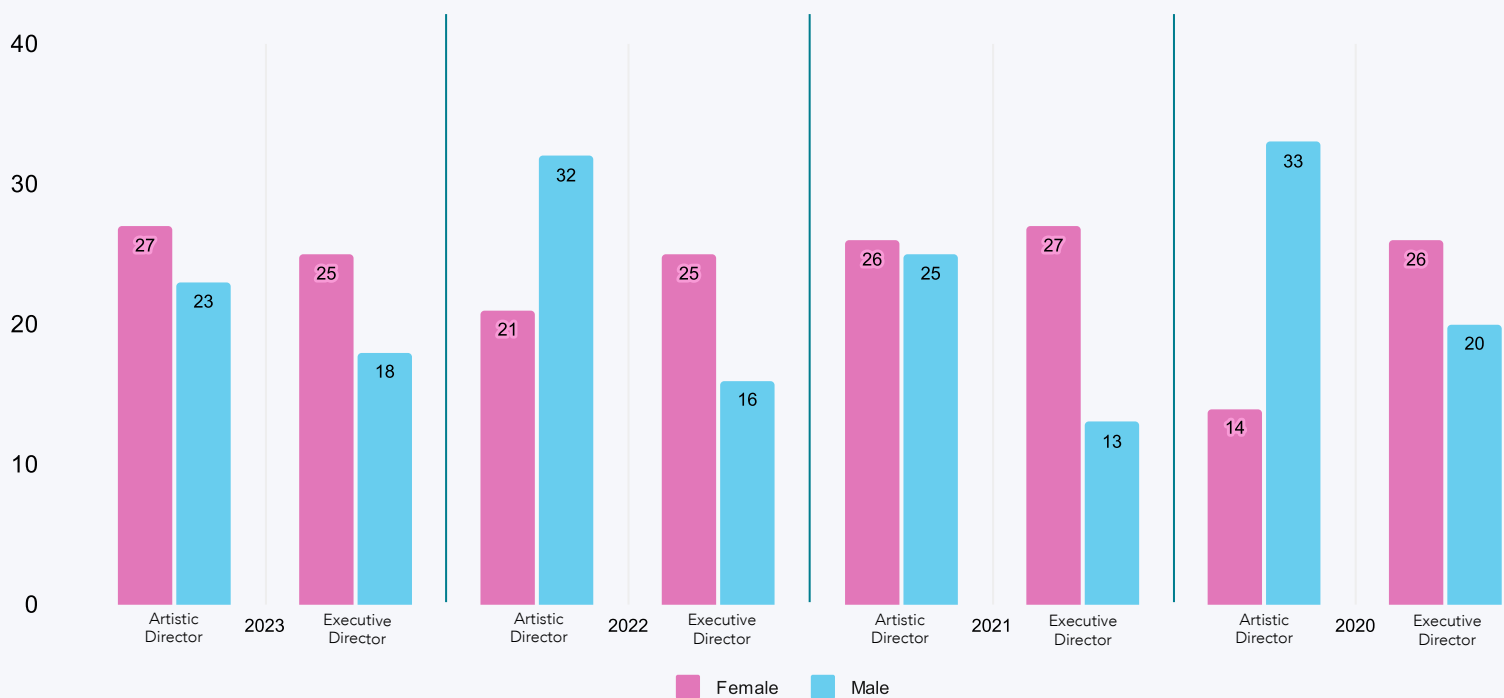
### NUMBER OF ARTISTIC AND EXECUTIVE DIRECTORS BY GENDER Largest 50 Year-Over-Year Comparison



## Next 50 <sup>2</sup>

As of September 2023, there are more women in Artistic and Executive Director positions than men. The gender distribution of Artistic and Executive Directors within the Next 50 continues to be more equitably distributed.

### NUMBER OF ARTISTIC AND EXECUTIVE DIRECTORS BY GENDER Next 50 Year-Over-Year Comparison

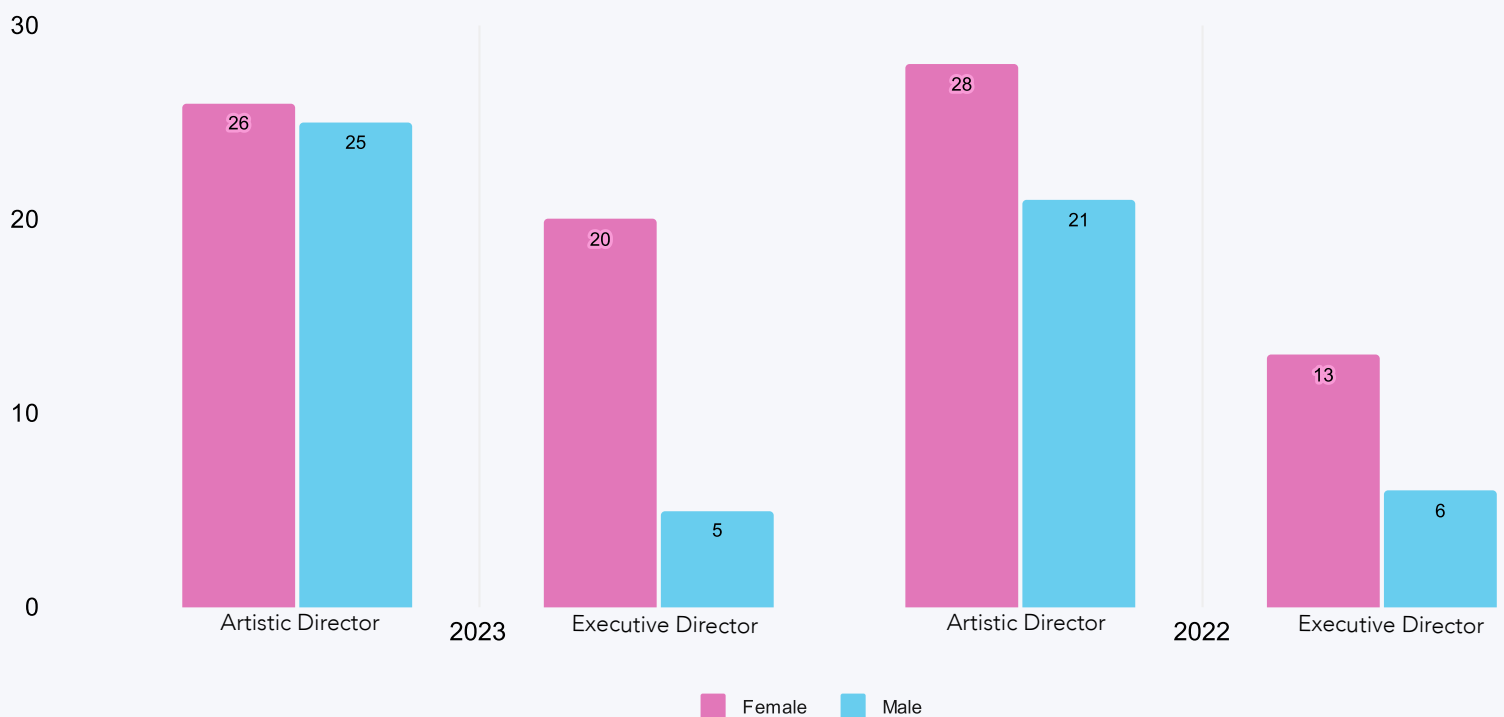


<sup>2</sup> The Next 50 was examined in depth for the first time in 2020. Because of this, DDP has not established longitudinal data for leadership among the Next 50 for the same length of time as the Largest 50.

### Additional 50<sup>3</sup>

Women continue to hold more Artistic and Executive Director positions within the Additional 50 companies.

## NUMBER OF ARTISTIC AND EXECUTIVE DIRECTORS BY GENDER Additional 50 Year-Over-Year Comparison



<sup>3</sup> DDP has not yet established longitudinal data for leadership among the Additional 50 as it was examined for the first time in 2022.

## Section III: Operational Definitions, Methods, and Limitations

### Operational definitions:

#### **Ballet company**

For this study, DDP defines a “ballet company” as an organization that has both roots in classical ballet and a professional performing company. If a company (such as Alvin Ailey), defines its work as “ballet” then we honor their terminology. Note, however, that Alvin Ailey, Dallas Black Dance Theatre, LA Dance Project, and PHILADANCO!, are also counted in our Modern and Contemporary ranking. DDP also considers factors such as whether the company has an affiliated school that teaches pointe work and if the company commissions work by choreographers who also work with traditional ballet companies.

DDP remains generous and open-minded with this definition and recognizes that the art form is constantly evolving.

#### **Artistic Director**

The Artistic Director(s) of each company was defined as either the person(s) with that title, or the person(s) who most closely fills the role of overseeing and directing artistic operations at the ballet company (e.g., ballet director).

#### **Executive Director**

The executive director of each company was defined as either the person(s) with that title, or the person(s) who most closely fills the role of overseeing and directing managerial operations at the ballet company.

#### **Associate/Assistant Artistic Directors**

The associate/assistant Artistic Director of each company was defined as either the person(s) with that title, or the person(s) who most closely fills the role of artistic assistant at the ballet company.

#### **Head of School**

The head of school for each company was defined as either the person(s) with that title or the person(s) who most closely fills the role of overseeing and directing operations at the ballet school, e.g., school director.

#### **Heads of Second Companies**

The Artistic Director(s) of each second/trainee company was defined as either the person(s) with that title, or the person(s) who most closely fills the role of overseeing and directing artistic operations of the second/trainee company, i.e., ballet director.

#### **Rehearsal Director**

Rehearsal Directors were defined as either the person(s) with that title, or the person(s) who most closely fills the role of overseeing and directing rehearsals for the companies (e.g., répétiteur, repertory coach). DDP has remained open and generous with this title as it varies from company to company.

## Gender

DDP has used the following categories to refer to choreographers' gender identities in this report: women, men, and gender expansive. In this study, "woman" and "female" are used synonymously, as are "man" and "male". Gender expansive includes individuals who identify as non-binary, genderqueer, gender non-conforming, or otherwise outside of the gender binary. DDP respects and has worked to ensure we accurately represent individuals' gender identities.

## Data collection and analysis

For this study, DDP examined the Largest 150 ballet and classically based companies in the U.S. compiled through publicly available fiscal data, as detailed in the 2023 [Largest Ballet & Classically Based Company Report](#).

Leadership positions, as well as name and gender, were primarily sourced directly from company websites. Pronouns were utilized to determine an individual's gender. All relevant information was collected in a shared Google Sheet. After initial data collection, data was reviewed twice more by a different member of the research team on each occasion. Data was collected and verified between July 21, 2023, and September 13, 2023. Recent leadership changes that were announced before September 22, 2023 were also included. Data was then analyzed in Google Sheets. For each leadership category, the number of female, male, and gender expansive individuals were counted and percentages were calculated.

## Limitations

### Titles and Vacancies of Artistic and Executive Director Positions

Titles vary between companies and Dance Data Project® has attempted to represent the various leadership positions of each company as accurately as possible.

The role of Executive Director ranges in title. DDP used the Key Employee, if applicable, with the title most closely resembling Executive Director. These titles include President and Chief Executive Officer, Managing Director, Interim Executive Director, Administrative Director, Administrative Manager, Director, Founder and Chief Executive Officer. For companies where one person serves as both Artistic and Executive Director, DDP counted that person in both categories. For example, Christine Cox, the Artistic and Executive Director of BalletX, was counted among both Artistic Directors and Executive Directors in the Largest 50.

*23 companies have one individual serving as both Artistic and Executive Director:*

American Ballet Theatre <sup>4</sup>	Carolina Ballet	Nashville Ballet
American Midwest Ballet	Charleston Ballet	New Ballet
Ballet Arkansas	Chattanooga Ballet	Portland Ballet
Ballet Hispánico	Columbia City Ballet	Sacramento Ballet
Ballet Palm Beach	Eglevsky Ballet	Saint Louis Ballet
Ballet Theatre Company	Madison Ballet <sup>5</sup>	Texture Contemporary Ballet
Ballet Vero Beach	Manassas Ballet Theatre <sup>6</sup>	The Roxey Ballet Company
BalletX	Mareck Dance	

<sup>4</sup> As of September 2023, Susan Jaffe is serving as Interim Executive Director of American Ballet Theatre.

<sup>5</sup> As of September 2023, Ja' Malik is serving as Interim Executive Director of Madison Ballet.

<sup>6</sup> Amy Grant Wolfe is the Artistic Director and Co-Executive Director of Manassas Ballet Theatre. She shares the role of Executive Director with Mark Wolfe.



8 Companies list two Artistic Directors:

Anaheim Ballet	Delta Festival Ballet	Louisville Ballet <sup>7</sup>
Ballethnic Dance Company	Dimensions Dance Theatre of Miami	Rochester City Ballet
Charlottesville Ballet	Houston Ballet	

1 company lists no Artistic Director:

Ballet Sun Valley<sup>8</sup>

30 companies list no Executive Director:

Alabama Ballet	Brooklyn Ballet	Maine State Ballet
Anaheim Ballet	Carolina Ballet Theatre	MOVEIUS Contemporary Ballet
American Contemporary Ballet	Chamber Dance Project	New York Dance Project
ARC Dance Company	Columbia Classical Ballet	Oakland Ballet Company
Avant Chamber Ballet	Connecticut Ballet	Rochester City Ballet
Ballet des Amériques	Cuban Classical Ballet of Miami	Sierra Nevada Ballet
Ballet Idaho	Diablo Ballet	Syracuse City Ballet
Ballet Tucson	Dimension Dance Theatre of Miami	The Rosin Box Project
Ballet Virginia	Dissonance Dance Theatre	Twin Cities Ballet of Minnesota
Ballethnic Dance Company	Gwinnett Ballet Theatre	Verb Ballet

Please cite Dance Data Project® when utilizing findings in this report.

We invite you to contact the DDP research team with any inquiries or comments at [research@dancedataproject.com](mailto:research@dancedataproject.com).

7 Louisville Ballet's 2023/2024 season is under the Artistic Direction of Bruce Simpson and Helen Starr, following Robert Curran's departure. Bruce Simpson and Helen Starr are listed as Artistic Advisors. Mikelle Bruzina and Harald Uwe Kern were appointed as Louisville Ballet's new Artistic Directors on September 19, 2023.

8 Ballet Sun Valley only lists an executive director on their website.

# Appendix A: The Largest 50 U.S. Ballet Companies - Largest 50, Next 50, Additional 50

## Largest 50

- |                                       |                              |  |
|---------------------------------------|------------------------------|--|
| 1. New York City Ballet               | 18. Orlando Ballet           | 35. Oklahoma City Ballet               |
| 2. San Francisco Ballet               | 19. Texas Ballet Theater     | 36. Dallas Black Dance Theatre         |
| 3. American Ballet Theatre            | 20. The Sarasota Ballet      | 37. Louisville Ballet                  |
| 4. Alvin Ailey American Dance Theatre | 21. Ballet Austin            | 38. American Repertory Ballet          |
| 5. Houston Ballet                     | 22. Nashville Ballet         | 39. Nevada Ballet Theatre              |
| 6. Boston Ballet                      | 23. Colorado Ballet          | 40. BalletX                            |
| 7. Pacific Northwest Ballet           | 24. Ballet Hispánico         | 41. Smuin Ballet                       |
| 8. Miami City Ballet                  | 25. Milwaukee Ballet         | 42. LA Dance Project                   |
| 9. Joffrey Ballet                     | 26. Tulsa Ballet             | 43. Aspen Santa Fe Ballet <sup>9</sup> |
| 10. Ballet West                       | 27. Charlotte Ballet         | 44. The Alabama Ballet                 |
| 11. Philadelphia Ballet               | 28. Richmond Ballet          | 45. Grand Rapids Ballet                |
| 12. Pittsburgh Ballet Theatre         | 29. BalletMet                | 46. Collage Dance Collective           |
| 13. The Washington Ballet             | 30. Dance Theatre of Harlem  | 47. Eugene Ballet                      |
| 14. Atlanta Ballet                    | 31. Oregon Ballet Theatre    | 48. Ballet Idaho                       |
| 15. Cincinnati Ballet                 | 32. Ballet Memphis           | 49. Ballet Magnificat!                 |
| 16. Kansas City Ballet                | 33. Carolina Ballet          | 50. Wonderbound                        |
| 17. Ballet Arizona                    | 34. Alonzo King LINES Ballet |  |

## Next 50

- |                                     |                                    |                                   |
|-------------------------------------|------------------------------------|-----------------------------------|
| 51. Mystic Ballet                   | 68. Manassas Ballet Theatre        | 85. Madison Ballet                |
| 52. Newport Contemporary Ballet     | 69. Ballet Virginia                | 86. Portland Ballet               |
| 53. Ballet Rhode Island             | 70. Charlottesville Ballet         | 87. Golden State Ballet           |
| 54. Fort Wayne Ballet               | 71. New Jersey Ballet Company      | 88. The Georgia Ballet            |
| 55. Indianapolis Ballet             | 72. Boulder Ballet                 | 89. Verb Ballets                  |
| 56. Post:ballet                     | 73. Ballet Theatre of Maryland     | 90. Ballet Des Moines             |
| 57. Cleveland Ballet                | 74. PHILADANCO!                    | 91. The Minnesota Ballet          |
| 58. Ballet San Antonio              | 75. Columbia City Ballet           | 92. Utah Metropolitan Ballet      |
| 59. American Midwest Ballet         | 76. Brooklyn Ballet                | 93. Central West Ballet           |
| 60. Ballet Sun Valley <sup>10</sup> | 77. Saint Louis Ballet             | 94. Chattanooga Ballet            |
| 61. Diablo Ballet                   | 78. Eglevsky Ballet                | 95. James Sewell Ballet           |
| 62. Sacramento Ballet               | 79. First State Ballet Theatre     | 96. Maine State Ballet            |
| 63. New Ballet                      | 80. Ballet Pensacola               | 97. Ballet Fantastique            |
| 64. State Street Ballet             | 81. Arts Ballet Theatre of Florida | 98. Winston-Salem Festival Ballet |
| 65. Ballet 5:8                      | 82. Canyon Concert Ballet          | 99. New Orleans Ballet Theatre    |
| 66. Los Angeles Ballet              | 83. Rochester City Ballet          | 100. Chamber Dance Project        |
| 67. The Florida Ballet              | 84. City Ballet of San Diego       |                                   |

9 Aspen Santa Fe Ballet dissolved their professional company in March 2021. However, they now commission professional dancers and companies in addition to their school operations. Because they are no longer a professional performing company in 2023, their leadership is excluded from this report.

10 Ballet Sun Valley is a festival that commissions dancers from companies during the summer.

## Additional 50

- |  |                                   |                                   |
|--|-----------------------------------|-----------------------------------|
| 101. San Diego Ballet                      | 117. Texture Contemporary Ballet  | 134. Mareck Dance                 |
| 102. Les Ballets Trockadero de Monte Carlo | 118. Oakland Ballet Company       | 135. Ajkun Ballet Theatre         |
| 103. Syracuse City Ballet                  | 119. Moveius Contemporary Ballet  | 136. Columbia City Ballet         |
| 104. NWA Ballet Theatre                    | 120. Ballet Quad Cities           | 137. Greensboro Ballet            |
| 105. Ballethnic Dance Company              | 121. ARC Dance Company            | 138. Twin Cities Ballet           |
| 106. The Tallahassee Ballet                | 122. The Charleston Ballet        | 139. Gwinnett Ballet Theatre      |
| 107. Anaheim Ballet                        | 123. Ballet Theatre Company       | 140. Sierra Nevada Ballet         |
| 108. Dimensions Dance Theater of Miami     | 124. Marigny Opera Ballet         | 141. Terpsicorps Theatre of Dance |
| 109. New York Dance Project                | 125. Avant Chamber Ballet         | 142. Delta Festival Ballet        |
| 110. BalletCollective                      | 126. Ballet Vero Beach            | 143. Paradosi Ballet Company      |
| 111. Ballet Arkansas                       | 127. Roxey Ballet                 | 144. The Rosin Box Project        |
| 112. Lexington Ballet Company              | 128. Ballet des Amériques         | 145. New Mexico Ballet Company    |
| 113. New York Theatre Ballet               | 129. Kentucky Ballet Theatre      | 146. Atlantic City Ballet         |
| 114. Peninsula Ballet Theatre              | 130. Ballet Tucson                | 147. Armitage Gone! Dance         |
| 115. Connecticut Ballet                    | 131. American Contemporary Ballet | 148. Carolina Ballet Theatre      |
| 116. Cuban Classical Ballet of Miami       | 132. Ballet Frontier              | 149. Ballet Palm Beach            |
|  | 133. Dissonance Dance Theatre     | 150. Menlowe Ballet               |